



PRODUCTION

Cultura Audiovisual AICLE

DIRECTOR

Esteve Bestard, Júnia Misas, Ana Sánchez, Sonia Sierra i Judit Terrats

CAMERA

INS Milà i Fontanals Barcelona

DATE

SCENE

TAKE

Curs 2022-23

225

#2

Índex



Introducció

Presentació
de
l'assignatura



Currículum

Nous currículums
CAV & Llengua
anglesa



Objectius

Enfocament AICLE
en la integració de
llengua i contingut



Blocs temàtics

3 blocs
principals de
l'assignatura



Exemples

Mostra de dinàmiques,
materials i treballs de
classe



Introducció


Introducció

El curs 22-23 estem posant en pràctica l'enfocament AICLE a la matèria de cultura audiovisual de 1r de batxillerat artístic.

La matèria es divideix en un bloc d'imatge fixa i un altre d'imatge en moviment.

Aquest curs la part d'imatge en moviment és la que s'està duent a terme seguint l'enfocament AICLE. L'altre bloc es desenvolupa en Català.


CAV AICLE → 1:30h setmana





Currículum

Selecció de sabers i competències clau
de CAV i llengua anglesa




SELECCIÓ DE SABERS I COMPETÈNCIES DE **CULTURA AUDIOVISUAL**

- **Història** del cinema.
- Elements **formals** de la imatge audiovisual.
- La **creació i producció** audiovisual.
- **Tècniques i procediments** en la producció audiovisual.

Nou currículum





SELECCIÓ DE SABERS I COMPETÈNCIES DE **LLENGUA ANGLESA**

- **Comprensió** i interpretació textos orals i multimodals.
- **Producció** de textos orals i multimodals.
- **Comprensió** i interpretació i valoració de **textos escrits**.
- **Producció** de **textos escrits** adequats al registre.

Nou currículum





Objectius

Enfocament AICLE integrant llengua
i contingut

Definint Objectius AICLE


Contingut CAV

- Tècniques i procediments en la producció audiovisual.

Llengua Estrangera

- Producció de textos orals i multimodals.

Mostra
d'objectiu AICLE



Descriure en llengua anglesa i aplicar de forma pràctica els principals conceptes tècnics i procediments en la producció l'audiovisual.

「EXAMPLE」

Objectius AICLE Curs 2022-23

1. **Comprendre i interpretar** fragments de pel·lícules en llengua anglesa analitzant els **elements formals de l'audiovisual**.

2. **Descriure** en llengua anglesa i aplicar de forma pràctica els principals **conceptes tècnics i procediments en la producció l'audiovisual**.

3. **Comparar en llengua anglesa i identificar** les característiques dels principals moviments cinematogràfics de la història del cinema.

4. **Crear un curtmetratge** en llengua anglesa aplicant un aprenentatge **cooperatiu** seguint les fases de **pre producció, producció i post producció audiovisual**.





Blocs temàtics

Blocs principals en els que es divideix la matèria (imatge en moviment) al llarg del curs.



3 BLOCS

Imatge en moviment

Llenguatge audiovisual

- Terminologia
- Anàlisi audiovisual
- Aplicació pràctica

Història del cinema

- Història del cinema
- Anàlisi de films

Producció pròpia


- Preproducció, producció i postproducció d'un curtmetratge



Exemples

Mostres de dinàmiques, materials
i treballs de classe.

Visualització i anàlisi de vídeos, amb exemples de fragments rellevants de la història del cinema.



Apunts a Google Classroom sobre conceptes formals i tècnics de l'audiovisual

1. Shot Sizes


Camera Shot: a definition

What is a camera shot?

A camera shot is composed of the series of frames that are shot uninterrupted from the moment the camera starts rolling until it stops. Camera shots are an essential aspect of filmmaking and video productions, because by combining different types of shots, angles and camera movements, the filmmakers are able to emphasize specific emotions, ideas and movement for each scene.

Types of Shot sizes

Here is an example of a cheat sheet of the different shot sizes:



2. Camera angles

It's not enough to just understand shot size. Camera angles, and degree of those angles, can totally change the meaning of a film shot.

Camera Shot Angle: a definition

What is the camera shot angle?

The camera shot angle is used to specify the location where the shot is taken. The position of the camera in relation to the subjects it perceives the scene. A scene may be shot simultaneously from multiple angles to amplify the cinematic effect and the emotions.

There are many camera angles at a filmmaker's disposal on an additional effect. Here's a rundown of [every camera angle](#). It might work best in your next shot list.

In this section we'll cover all the different types of camera angle and plenty of camera angle examples.

Types of Camera Angles

a. Full Level Shot

Full level shot: a camera shot taken from a level with the subject.



3. Camera movement

The way a camera moves can give meaning to what's happening on screen. You can burst into a room, drone over from on high, pan with a head turn, and dolly-zoom for any revelation.

Camera Movement: a definition



Consider the following examples in the video:

<https://www.youtube.com/watch?v=ACN3dnyvAU8t0g>

b. Extreme Long Shot (ELS) or Extreme Wide Shot (EWS)

An [extreme long shot](#) (or extreme wide shot) make your subject appear small against their location. You can use an extreme long shot to make your subject feel distant or unfamiliar.

Take a look at this extreme wide shot from one of the [best action movies](#) *Mad Max: Fury Road*:



(EWS) Extreme Wide Shot Example in Mad Max: Fury Road

4. Camera Framing

Types of Camera Shot Framing

1. Single Shot



a. Single Shot

When your shot captures one subject it's known as a single shot:



Type of camera shots example: Single Shot in Iron Man

Single shots can be set and framed in any shot size you like, just as long as there is only one character featured within the frame.

b. Two Shot or 2-Shot

A two-shot is a camera shot with two characters featured in the frame:

shot (OTS) (OV)

When a major consideration for framing is the number of shots, and their physical relationship to each other and the

ing DEFINITION

ming?

art and science of placing subjects in your shots. Camera shots are more than pointing the camera at the subject, you need to

When you place your subjects, you'll need to adjust your camerawork. Framing details on a shot list well before you arrive on set. That way you can communicate your vision with ease.

Don't change the day of the shot. But, having a shot list at the director and DP have done their homework and are well

Learn more about types of shot framing:

<https://www.youtube.com/watch?v=ACN3dnyvAU8t0g>

Review all the types of shot framing that you can use as a reference shot list:

Kahoot i exemples personalitzats per treballar conceptes formals i tècnics de l'audiovisual

Shot 1



Dutch angle shot

This is used to show tension and conflict, it creates sense of unease or terror.



Low angle

This angle is used to show power and the respect of the audience.



MCU



Overhead shot/Bird's eye view

This angle is used to show complex movements, suggest a connection to the divine or show a crime scene.

Identify the camera angle



Skip

14

0

Answers

What size of shot is it?



Skip

8

0

Answers

▲ Medium shot

◆ Wide shot

● Close up

■ Establishing shot

◆ Wide shot

■ Medium shot

◆ Low angle

■ Hip angle

Skip

0

Answers

Mostra d'exercicis de classe per posar en pràctica la teoria apresada



CAMERA DOLLY SHOT

This on movement indicating something

0:05 / 0:28

TYPES OF shots

- WIDE SHOT**: A wide shot of a staircase with people walking up and down.
- MEDIUM FULL SHOT**: A medium full shot of a woman standing in a doorway.
- CLOSE UP SHOT**: A close-up shot of a woman's face as she looks through a camera viewfinder.
- EXTREME CLOSE UP SHOT**: An extreme close-up shot of a woman's eyes.
- FULL SHOT**: A full shot of a woman standing in a room.
- MEDIUM SHOT**: A medium shot of a woman's upper body.
- MEDIUM CLOSE UP SHOT**: A medium close-up shot of a woman's face.
- INSERT SHOT**: An insert shot of a hand holding a necklace.

TYPES OF FRAMING

- Point-of-View**: A point-of-view shot through a camera's lens.
- Three Shot**: A three-shot framing of three people.
- Two shot**: A two-shot framing of two people.
- Over the shoulder**: An over-the-shoulder shot of a person.
- Single shot**: A single shot of a person in a room.
- Insert shot**: An insert shot of a hand holding a necklace.

Tessa, Urgell, Laia, Jimena


Alumnat portant a la pràctica la teoria apresada a classe



Alumnat portant a la pràctica la teoria apresada a classe



Activitat manipulativa en grup: connectar conceptes & exemples sobre equipament audiovisual.



TRIPOD



TRAVELLING

HAND HELD



OVERHEAD

DOLLY



CRANE



STABILIZER
(STEADICAM / GIMBAL)



Activitat manipulativa en grup: connectar definicions i moviments de càmera

Type of camera movement where the camera position and focal length remain constant during the shot.

Type of camera movement used when there's no movement. This camera shot emphasizes the appearance and movement of the subject against its environment. It is captured by being placed on a tripod or a dolly that remains static during the shot.

Type of camera movement where the camera rotates side to side on a horizontal axis, without physically moving the tripod. This can reveal something to your viewer or allow them to follow an action. It is exactly like a _____ but horizontal.

Type of camera movement that happens when panning the camera.

Type of camera movement that happens when the camera is tilted up or down. It is exactly like a _____ but vertical.

Type of camera movement where the camera rotates side to side on a vertical axis, without physically moving the tripod. This can reveal something to your viewer or allow them to follow an action. It is exactly like a _____ but vertical.

Type of camera movement where the camera moves forward or backward along a horizontal axis, without physically moving the tripod.

Type of camera movement where the camera moves forward or backward along a vertical axis, without physically moving the tripod.



ARC SHOT

STATIC SHOT

_____ SHOT

CAMERA TILT SHOT

WHIP PAN SHOT

_____ TILT SHOT

TRACKING SHOT

CAMERA _____



Activitat manipulativa en grup: connectar definicions i moviments de càmera




Joc 'Taboo' per practicar la descripció tècnica de conceptes del llenguatge audiovisual



Joc 'Pictionary' per repassar conceptes tècnics treballats a classe



PICTIONARY™




Exàmen per avaluar el procés d'aprenentatge

4. What is an **extreme wide shot**? What functions can it have? (2 points)

An extreme wide shot is used in even a movie, it is typical to show the scale of the scene.

With the camera used or present



(character feel lost) ←

3. What is a **high angle**? What uses can it have? Give an example. (2 points)

A high angle is a type of camera angle in which the camera is situated higher than the subject and is a little inclined. It has many uses, for example, showing the character's fear or inferiority, it can also be used to show how the subject sees the situation, if it is filmed from behind it.

An example could be in the movie "Indiana Jones" when the protagonist is filmed in a mountain, getting ready to jump to a river.



← For example, this scene gives the feeling of a very long and hard way to go for the characters.

5. What is a **low angle**? What uses can it have? Give an example. (2 points)

A low angle is a type of camera angle used to show a character from a low point of view. The functions it has are showing the superiority or power of a strong character, it is usually used to increase the fear towards the subject.

An example could be in "Star Wars" when Darth Vader is shown from a low angle to show his power and superiority.

Activitat manipulativa en grup: Connectar definicions i icones amb expressions en anglès sobre les normes a seguir en una pluja d'idees.



THINK OUT
OF THE BOX

Explore wild ideas.
The crazier the
better.



BUILD ON
OTHERS

Come up with
new ideas based
on what others
say.



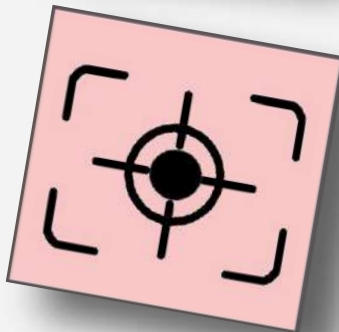
THE MORE
THE BETTER

Produce as many
ideas as
possible.
Choose quantity
over quality.



INVOLVE
EVERYONE

Encourage
participation of
every member of
the team.



STAY ON
TOPIC

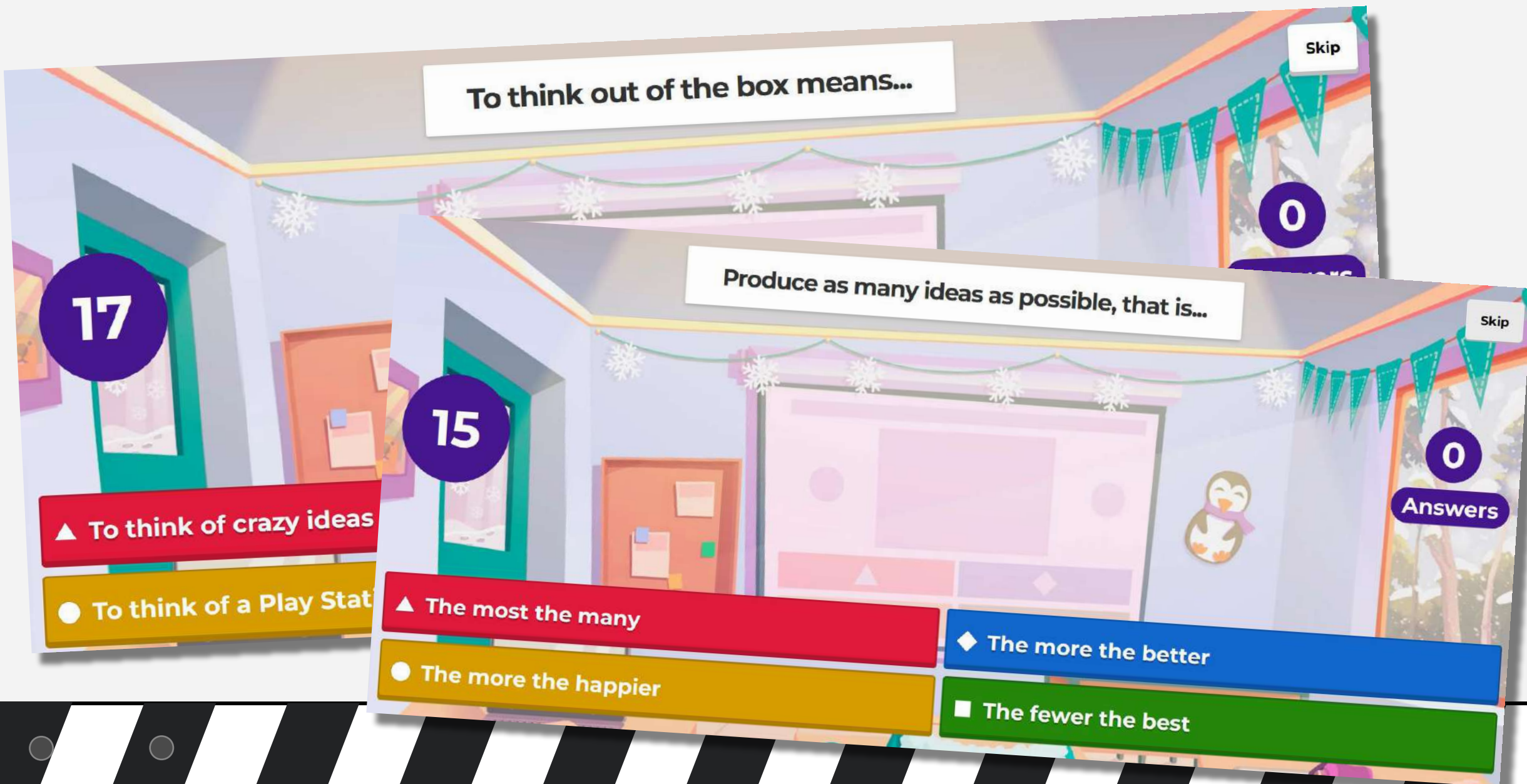
Keep focused on
your task.
Avoid
distractions.



DEFER
JUDGEMENT

Avoid forming an
opinion on other
people's ideas.
They might lead to
something interesting.

Kahoot per repassar expressions en anglès sobre les normes a seguir en una pluja d'idees.



Expressions en anglès per negociar idees durant el treball en grup (registre semi formal & formal)

'BRAINSTORMING' CONVERSATION LANGUAGE

| | |
|---|---------------------------------------|
| <i>I've come up with an idea</i> | He tingut una idea |
| <i>What if...</i> | I si... |
| <i>I see what you're saying</i> | Entenc el que estàs dient |
| <i>I agree up to a point</i> | Estic d'acord fins a cert punt |
| <i>I totally agree with you</i> | Estic totalment d'acord amb tu |
| <i>Maybe we should explore more options</i> | Potser hauriem d'explorar més opcions |
| <i>We should go for it</i> | Hauriem d'apostar per això! |

CONCLUSION

In conclusion, I can say that...

AGREEING / DISAGREEING

I (totally) agree with...
I (strongly) disagree with....

GIVING OPINIONS

I think...
In my opinion...
I believe...
I would say...

CONTRASTING ARGUMENTS

On the other hand, we cannot deny that...
However, one should not forget that...
Nevertheless, we can observe that...

G ARGUMENTS

To begin with,
Secondly,
Additionally
Furthermore,

Creació d'un curtmetratge: compartir idees, escriure sinopsi, tractament, guió literari i tècnic



Create your Short Movie One Page Summary

Data de venciment: 30 de no...

Publicat el dia 20 de nov. 2022

Read the following article on writing a script for your short movie. Then select one of the three ideas you presented and develop the one page summary of your short movie. That is, divide the story into the number of scenes it contains and describe what is going to happen in each one. Follow the example below to get inspiration. Ensure your short movie has a beginning, middle and end, and that you provide an original point of view to your story.



How To Write Script For S...
<https://filmlifestyle.com/how-to>



Creative Short Film Writi...
Imatge



Create your technical script


Sense data de venciment

Make a copy of the attached presentation and describe at least 5 shots of your short movie. Then deliver it including names of all the members in the group.



Technical script
Presentacions de Google

Mostra la tasca



Session 5: 2 November



Camera movement

Publicat el dia 2 de nov. 2022



Let's practice with camera movement!

Publicat el dia 2 de nov. 2022



Creating a short movie: step by step. The id...

Publicat el dia 2 de nov. 2022

Session 6-7: 23 November 7 & December



Create your Short Movie One Page Summary

Data de venciment: 30 de no...

Sesion 8: 14 December



Write your screenplay

Data de venciment: 14 de ge...

Mostra de guió literari 'Five'

INT. BEDROOM - NIGHT

ALEX wakes up at night, she is lying on her bed. She gets up to smoke a cigarette. She lights it up, placing it in her mouth with her thumb and index finger. After finishing her cigarette, she goes back to sleep.

ALEX 2 is awakened by his alarm. It's 6 in the morning. He cracks his neck and works out his arms. Sweat is dripping from his face, but he doesn't stop. He wipes them away aggressively and keeps on stretching.

CUT TO:

EXT. PARK - DAY

Alex 2 is running at a park. He stops at a corner, then looks at his timer. He doesn't seem pleased.

ALEX 2
I need to be faster. I need to do better.

He warms up a little more and presses the timer to start running.

He stops at the same corner. He looks disappointed.

ALEX 2 (CONT'D)
No. Faster. Not good enough. Not good enough.

He gets into position. He is red and sweaty. He starts the timer again. He starts to run again.

ALEX 2 (CONT'D)
(while running)
FASTER. FASTER.

He ends up in the same corner for what seems like the 50th time. He is out of breath and hyperventilating. He faints and falls to the ground.

CUT TO:

INT. BEDROOM - DAY

ALEX 3 is woken up by his alarm. He gets his glasses from the bedside table. He smokes his cigarette. He sits on his desk, it is full of papers and things. He is studying for an exam. While he is reading his notes, he gets a notification: "Assignment score: 3/10".

2.

ALEX 3
What the fuck? I literally worked so hard for that.

ALEX 3 phones a friend.

ALEX 3 (CONT'D)
What mark did you get for Núria's thing?
(pause)
A nine?! I You're joking I literally got a 3. What the fuck?
(pause)
Wait, she added a comment.

ALEX 3 clicks to view the comment.

ALEX 3 (CONT'D)
(reading the comment)
"Not good enough. I expected better, very disappointed."
(pause)
What the fuck.

ALEX 3 keeps seeing the number 3 everywhere. It drives him insane.

INT. BATHROOM - NIGHT

He goes to the shower. He breaks down and cry. He dries himself and cries himself to sleep.

INT. BEDROOM - AFTERNOON

ALEX 4 and ALEX are in the bedroom. ALEX 4 is doing final touches on ALEX's face. They put away their makeup. They start to roll their cigarettes. They sit by the window and start to talk.

ALEX
Do you think I'm pretty?

ALEX 4
Yeah, sure.

ALEX
I don't know. All this makeup and I don't feel pretty. How can you be so sure of yourself? Because you're like... you.

(MORE)



Gràcies!