



# ENGLISH HOMEWORK

**BÀSIC**



ALTHOUGH THESE ACTIVITIES TAKE A LOT OF  
WORK, YOU CAN PRACTICE THE LANGUAGE AND  
ENJOY THE HOLIDAYS, JUST ORGANIZE!

**CHEER UP AND GOOD SUMMER!!!**

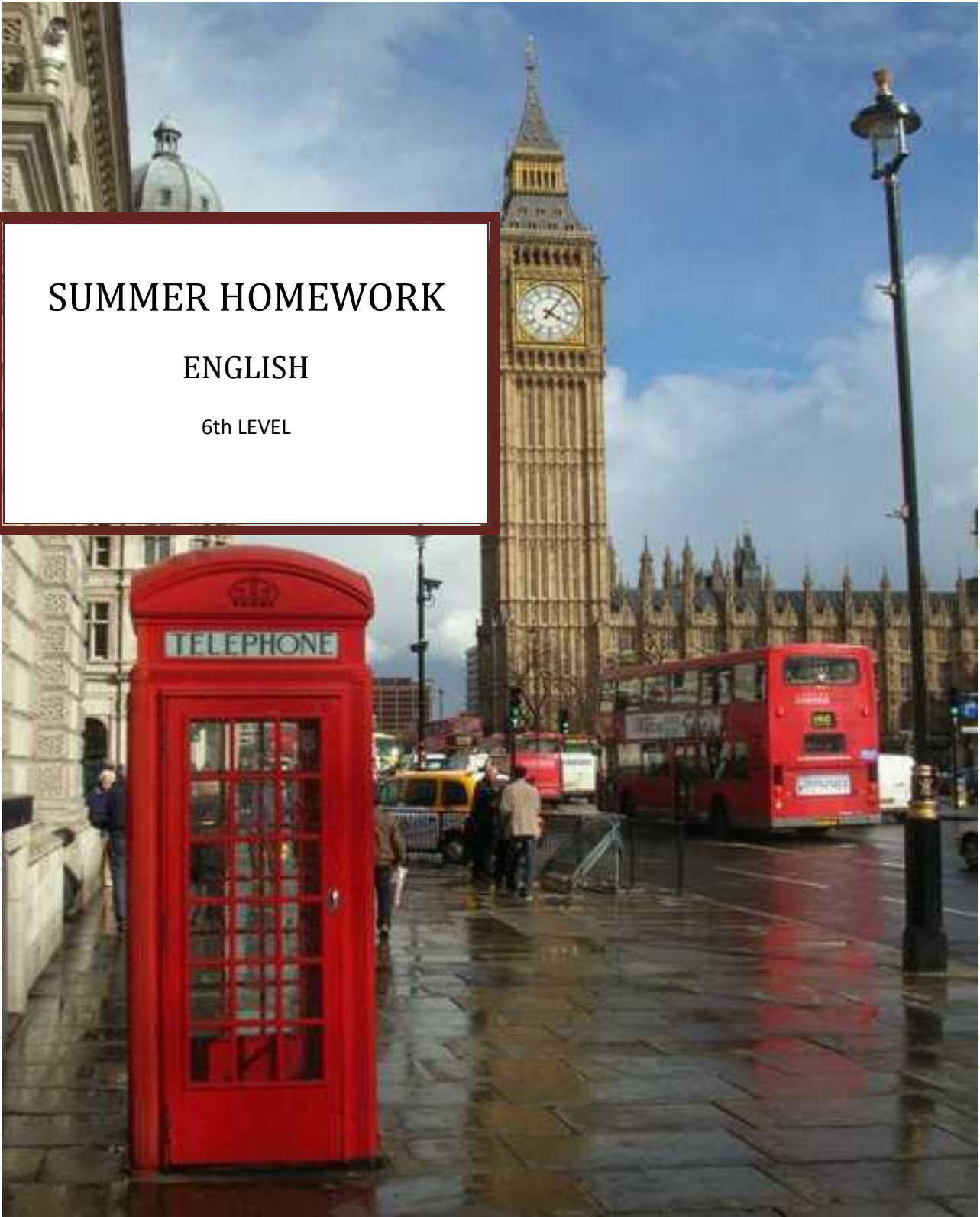
**Nom i Cognoms:**

**Escola:**

# SUMMER HOMEWORK

ENGLISH

6th LEVEL




**Name and Surname**

**School's Name**

**Secondary School's Name**

## Clown Face



Read and colour the clown's face:

The clown has a red nose.

The clown has purple hair and a red hat.

The clown has blue eyes.

The clown has a yellow face.

The clown has an orange mouth.

The clown has pink cheeks.

The clown has green ears.


## Food and drinks.

**Look at the example.**

**The boy is...**



- A. studying.
- B. having a coffee.
- C. eating a sandwich.
- D. sleeping.



**Now, read the text and circle the correct answer.**

**There are many bottles...**

- A. under the chair.
- B. in the fridge.
- C. on the cupboard.
- D. on the fridge.



**There's some fruit...**

- A. in the oven.
- B. on the table.
- C. under the table.
- D. in the sofa.



**Granny is...**

- A. reading a book.
- B. having tea.
- C. eating pasta.
- D. cooking.



**My favourite food is...**

- A. fish and chips.
- B. chinese food.
- C. roast beef.
- D. fried eggs.



### **PICTURE DICTATION**

- In the middle of the picture there is a big house
  - The house has a door and two Windows
  - On the roof of the house there is a chimney
- In the top of the picture there is a very big sun and two clouds
  - Under the two clouds there are two big birds flying
- Next to the house and under the sun there is a little mountain
  - On top of the mountain there is a big apple tree
- In front of the mountain there is a little girl and little boy playing
  - In front of the house there is a small garden with flowers

## WRITE A DESCRIPTION OF YOURSELF


Your new secondary teacher wants to know about you.

Vigila que el text estigui ben escrit, utilitza connectors entre les frases, atenció a les comes, punts i punts a part, llegeix-lo en veu alta després d'escriure'l, consulta el diccionari, passa el corrector ortogràfic si treballes amb ordinador...

Aquesta presentació la pots fer a mà o a l'ordinador. Escriu tot el que sàpigues encara que no estigui en aquest esquema, d'aquesta manera el teu nou professor d'anglès podrà saber moltes coses de tu.

- What's your name?
- How old are you?
- Where are you from?
- Where do you live?
- Family members: parents, brothers, sisters...
- How do you look like? I've got long, brown hair...
- Have you got a pet? Name?
- Hobbies?
- Sports?
- What do you like?/ don't like?
- What's your favourite school subject?
- How many languages do you speak?
- Are you good at English?
- Other information...

# WHO AM I



---

---

---

---

---

---

---

---

---

---

---

---

---

---

---

---





**GOOD WORK  
CONGRATULATIONS**

*Recorda que li has de lliurar el dossier al teu tutor/a el primer dia de curs.*