

ENGLISH

Hello! How are you? I hope you are doing well!.

Hola! Com esteu? Espero que esteu bé!

Abans d'explicar-vos les tasques d'anglès que haureu de realitzar durant aquesta setmana, us volia recordar algunes informacions importants que us facilitaran el seguiment de l'àrea d'anglès durant aquest 3r trimestre. Aquestes informacions estan recollides i explicades en un document que trobareu al lloc web de l'escola, a la secció dels deures setmanals, amb el títol **NOVETATS EDITORIAL ANGLÈS**. Us copio l'enllaç per accedir directament al document explicatiu.

- [NOVETATS EDITORIAL ANGLÈS](#)

Ja veureu que una de les novetats és que l'Editorial dels llibres de text d'anglès que s'utilitzen a l'Escola us ofereix **accés gratuït a la versió digital del *Class book* de 6è**. Per visualitzar i treballar amb el llibre digital d'anglès haureu de seguir les instruccions que s'indiquen al document explicatiu, i fer-ho el més aviat possible per gaudir de tots els avantatges, ajut, reforç i suport que aquest recurs us donarà durant tot aquest trimestre.

NOTA: Els continguts i **alguns dels materials** que treballarem en aquest tema **també** els trobareu al tema 6 ***Life at home*** del llibre digital (pàgines 42-49).

Today we are going to continue working on this topic: **HOUSEHOLD CHORES AND DAILY ROUTINES (IN THE PAST)**. Let's get started.

1.- WARM-UP:

- Watch, listen, read and sing the *INTRO SONG*. (You already know it). Click on the link below:

☐ [INTRO SONG](#)

2.- SONG: THE BIRTHDAY SONG

- Watch, listen, read and sing *THE BIRTHDAY SONG*. Click on the link below:

☐ [THE BIRTHDAY SONG](#)

3.- GRAMMAR: PAST SIMPLE TENSE (REVIEW).

- Watch the following videos. Pay attention and take notes.

☐ [PAST SIMPLE TENSE \(TO BE\)](#)

☐ [PAST SIMPLE FORM \(REGULAR VERBS\)](#)





☐ [PAST SIMPLE TENSE \(REGULAR & IRREGULAR VERBS\)](#)

4.- GRAMMAR PRACTICE 1: AFFIRMATIVE/NEGATIVE

Yesterday ... Last Monday ... Last week ... Last weekend ... Last month ...	Affirmative ✓		Negative ✗	
	I	went to a party.	I	go to a party.
	You	said hello.	You	say hello.
	She	saw friends.	She	see friends.
	He	had some milk.	He	didn't have some milk.
	It	gave me a present.	It	give me a present.
	We		We	
	They		They	

4.1.- Copy and complete the following activities on a piece of paper or in a notebook. **Take a photo** of them, and **send them to:** lroig.prof@escolaponent-tarragona.cat

1.- Look and complete. Use the verbs from the table above and the following words (red box).

<p>1</p> 	<p>2</p> 	<p>milkshakes to a cafe her some flowers hello him</p>
<p>3</p> 	<p>4</p> 	<p>1 <u>Last night he</u></p> <p>2 <u>She</u> <u>and</u></p> <p>3 _____</p> <p>4 _____</p>

2.- Look at the pictures above and correct the sentences.

<p>1 He went to a park.</p>	<p><u>He didn't go to a park.</u></p>
<p>2 She saw her father.</p>	<p><u>She didn't</u></p>
<p>3 She said goodbye.</p>	<p>_____</p>
<p>4 She had some juice.</p>	<p>_____</p>
<p>5 He gave her some chocolates.</p>	<p>_____</p>

3.- Write three sentences about yourself (in the past).

- _____
- _____
- _____

4.- GRAMMAR PRACTICE 2: AFFIRMATIVE/QUESTIONS

Affirmative ✓		Questions			Answers	
I	got up.	What time	did	you	get up?	6.00.
You	breakfast.				have breakfast?	7.15.
She	had lunch.				go to school?	8.30.
He	Dinner.					
It	to school.					
We	went home.					
They	to bed.					

4.- Write sentences in the past with the words in brackets.

Yesterday ...

(I / get up / 8.00)	1	<i>I got up at eight o'clock</i>
(We / have breakfast / 8.35)	2	_____
(She / go to bed / 9.15)	3	_____
(He / have dinner / 6.20)	4	_____
(You / go / home / 7.40)	5	_____
(They / go to school / 8.45)	6	_____

5.- Complete the questions and answer for you about yesterday. Use the verbs in brackets in the past.

1	What time _____ you _____ (get up)	At _____
2	What _____? (have breakfast)	_____
3	_____? (go to school)	_____
4	_____? (have lunch)	_____
5	_____? (go home)	_____
6	_____ (have dinner)	_____
7	_____? (go to bed)	_____

5.- STORY TIME: NASREDDIN AND THE POT

- **Watch, listen** to and **read** the story to find out. Pay attention to pronunciation, intonation and word spelling.
- Click on the link below.

❑ [NASREDDIN AND THE POT](#)

6.- STORY TIME: READING PRACTICE

- Listen to the story again. Read the story.



A long time ago, there was a man called Nasreddin. He wasn't rich but he was kind.



'Please help me. I haven't got any money,' said a poor man.

'Here you are,' said Nasreddin.


Nasreddin's neighbour said in a loud voice, 'Ha ha! Nasreddin is silly. He hasn't got much money, but he gives money to the poor!'

Nasreddin was angry and wanted to teach his neighbour a lesson.

When Nasreddin and his wife had a new baby, Nasreddin decided to have a party. But he didn't have a cooking pot. 'The neighbour's got a big pot,' said his wife. 'I can go to his house for the pot,' said Nasreddin.



Nasreddin went to his neighbour's house. 'Please can I have your big pot?' he asked. 'Yes. Here you are,' said his neighbour.



The neighbour went to Nasreddin's party. 'Goodbye, Nasreddin. Don't forget my pot,' he said. 'Goodbye,' said Nasreddin.


The next day, Nasreddin went to his neighbour's house. He gave back two pots.

'Why have I got two pots?' asked the neighbour.

'Because your pot had a baby at my house,' said Nasreddin.

His neighbour was very happy. He went to his wife and said,


'Nasreddin is silly. I only gave him one pot but he gave back two.'






The next time Nasreddin had a party, he went to his neighbour's house.
'Please can I have your pot again?' he asked.
'Yes, of course. Here you are. Have two!' said his neighbour.


The neighbour went to Nasreddin's party.
'Goodbye, Nasreddin. Don't forget my pots,' he said.
'Goodbye,' said Nasreddin.



The next day, Nasreddin didn't go to his neighbour's house.
He didn't give back the pots.
'Where are my pots?' asked his neighbour.
'I'm sorry. Your pots died at my house,' said Nasreddin.



The neighbour was angry and shouted at Nasreddin.
'Don't be silly. Pots can't die,' said his neighbour.
'Why not? You didn't say, "Pots can't have babies." If pots can have babies, pots can die!' said Nasreddin.
The neighbour realised Nasreddin was not so silly after all.
'I only wanted to teach you a lesson. Come and get your pot,' said Nasreddin.



7.- STORY TIME: PRONUNCIATION PRACTICE

- **Record** your **voice** (mobile phone) reading the story **aloud**.
- Pay attention to pronunciation and intonation.
- Make sure you imitate the words with feeling.
- Send me your **audio file (NO VIDEO)** with your reading to:
→ lroig.prof@escolaponent-tarragona.cat

8.- REMINDERS:

- Em podeu enviar un correu electrònic a lloig.prof@escolaponent-tarragona.cat comentant-me qualsevol dubte que us pugui sorgir.
- M'heu d'enviar les **fotos** de les activitats que heu fet.
- M'heu d'enviar l'**arxiu d'àudio (VÍDEO NO)** de la lectura que heu enregistrat al mòbil.
- Accediu tan aviat com pugueu al **llibre de text digital**.
- A les **pàgines inicials de l'agenda escolar** teniu una secció d'anglès amb continguts bàsics per estudiar.
- Visiteu sempre que pugueu el **lloc web d'anglès** que ens ofereix l'**Editorial** dels llibres de text d'anglès de l'Escola per repassar els continguts curriculars del curs www.oup.com/elt/oupeprimary
- Continueu treballant la **comprensió oral i escrita** en anglès a través del lloc web www.koalertext.com (gratuït per a tothom aquests dies).
- Podeu continuar treballant la comprensió i l'expressió escrita amb les redaccions model en anglès que us vaig donar.
- Estudieu la 3a columna en gris del llistat de verbs irregulars, i repasseu les altres dues columnes en gris.
- Al **Symbaloo** de 6è teniu accés directe a **6 llocs webs** per treballar la llengua anglesa: [YEAR 6 SYMBALOO](#)

*Good job!Bona feina!-Take care!Cuideu-vos!-Goodbye!Adéu!***Llum**