

ENGLISH

Hello! How are you? I hope you are doing well!.

Hola! Com esteu? Espero que esteu bé!

Abans d'explicar-vos les tasques d'anglès que haureu de realitzar durant aquesta setmana, us volia recordar algunes informacions importants que us facilitaran el seguiment de l'àrea d'anglès durant aquest 3r trimestre. Aquestes informacions estan recollides i explicades en un document que trobareu al lloc web de l'escola, a la secció dels deures setmanals, amb el títol **NOVETATS EDITORIAL ANGLÈS**. Us copio l'enllaç per accedir directament al document explicatiu.

- [NOVETATS EDITORIAL ANGLÈS](#)

Ja veureu que una de les novetats és que l'Editorial dels llibres de text d'anglès que s'utilitzen a l'Escola us ofereix **accés gratuït a la versió digital del *Class book* de 5è**. Per visualitzar i treballar amb el llibre digital d'anglès haureu de seguir les instruccions que s'indiquen al document explicatiu, i fer-ho el més aviat possible per gaudir de tots els avantatges, ajut, reforç i suport que aquest recurs us donarà durant tot aquest trimestre.

NOTA: Els continguts i **alguns dels materials** que treballarem en aquest tema **també** els trobareu al tema 5 ***My country*** del llibre digital (pàgines 42-49).

Today we are going to continue working on this topic: **NATURAL FEATURES**. Let's get started.

1.- WARM-UP:

- Watch, listen, read and sing the *INTRO SONG*. (You already know it). Click on the link below:

☐ [INTRO_SONG](#)

2.- SONG: MY HOLIDAY

- Watch, listen, read and sing *MY HOLIDAY* song. (You already know it). Click on the link below:

☐ [MY_HOLIDAY_SONG](#)

3.- GRAMMAR: STRUCTURES 1 & 2

- **Watch** the videos. Pay attention to pronunciation, intonation and word spelling. **Take notes** when watching them.

- **STRUCTURE 1: REVIEW**

- ★ **VERB TO BE (SIMPLE PRESENT TENSE)**

- ☐ [AFFIRMATIVE SENTENCES](#)

- ☐ [NEGATIVE SENTENCES](#)

- ☐ [INTERROGATIVE SENTENCES/SHORT ANSWERS](#)

- **STRUCTURE 2: REVIEW**

- ★ **VERB TO BE (SIMPLE PAST TENSE)**

- ☐ [AFFIRMATIVE/NEGATIVE/INTERROGATIVE/SHORT ANSWERS](#)

4.- GRAMMAR PRACTICE:

• TABLE 1: VERB TO BE (SIMPLE PRESENT/PAST TENSE)

Present simple			Past simple		
I	'm (am)	five. ten. happy.	I	was	five. ten. happy.
You	're (are)		You	were	
He She It	's (is)		He She It	was	
We They	're		We They	were	

4.1.- Copy and complete the following activities on a piece of paper or in a notebook. **Take a photo** of them, and **send them to:** lloig.prof@escolaponent-tarragona.cat

1.- Complete

- 1 She's _____ from Thailand.
- 2 _____ from Britain.
- 3 _____ beautiful there.
- 4 _____ in Blackpool.
- 5 _____ safe.
- 6 _____ happy.
- 7 _____ clever.

2.- Complete.

1	When I <u>was</u> five, my favourite hobbies <u>were</u> singing and dancing. <u>past</u>
2	He _____ nine last year. <u>past</u>
3	They _____ my favourite hobbies. <u>present</u>
4	When she _____ seven, my sister's favourite hobby _____ reading. <u>past</u>
5	It _____ my favourite toy. <u>present</u>
6	He _____ ten. <u>present</u>
7	They _____ my favourite hobbies. <u>past</u>
8	Now I _____ ten, my favourite food _____ spaghetti. <u>present</u>

3.- Write three more sentences using the verb TO BE.

- _____

- _____

- _____

5.- STORY TIME: TILLY AND THE TSUNAMI

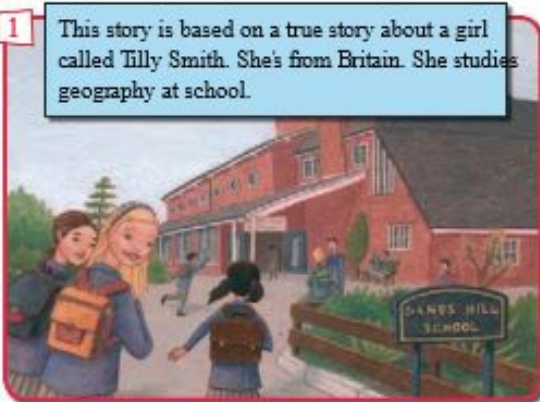
- **Watch, listen and read** the story. Pay attention to pronunciation, intonation and word spelling.
- Click on the link below.

☐ [TILLY AND THE TSUNAMI](#)

6.- STORY TIME: READING PRACTICE

- Listen to the story again. Read the story.


1 This story is based on a true story about a girl called Tilly Smith. She's from Britain. She studies geography at school.



2 In December 2004, Tilly was 10. She was in Year 5 at school. Mr Kearney was her geography teacher.


What is a tsunami?

It's a tidal wave. Earthquakes under the ocean cause tsunamis.




3 Two weeks later Tilly and her family were on holiday in Thailand. They were on a beach.

It's very beautiful here.



4 Look. There are lots of bubbles in the ocean. The boats are moving a lot.

Look at the waves. They are very big.




5 Suddenly ...

How strange!


Where's the ocean?


What's happening?



6 Tilly was very frightened.

Mum. Dad. Holly. Quick! Run! Run! It's a tsunami.





7.- STORY TIME: PRONUNCIATION PRACTICE

- **Record** your **voice** (mobile phone) reading the story **aloud**.
- Pay attention to pronunciation and intonation.
- Make sure you imitate the words with feeling.
- Send me your **audio file (NO VIDEO)** with your reading to:
→ lloig.prof@escolaponent-tarragona.cat

8.- REMINDERS:

- Em podeu enviar un correu electrònic a lloig.prof@escolaponent-tarragona.cat comentant-me qualsevol dubte que us pugui sorgir.
- M'heu d'enviar les **fotos** de les activitats que heu fet.
- M'heu d'enviar l'**arxiu d'àudio** (**VÍDEO NO**) de la lectura que heu enregistrat al mòbil.
- Accediu tan aviat com pugueu al **llibre de text digital**.
- A les **pàgines inicials de l'agenda escolar** teniu una secció d'anglès amb continguts bàsics per estudiar.
- Visiteu sempre que pugueu el **lloc web d'anglès** que ens ofereix l'**Editorial** dels llibres de text d'anglès de l'Escola per repassar els continguts curriculars del curs www.oup.com/elt/oupeprimary
- Continueu treballant la **comprensió oral i escrita** en anglès a través del lloc web www.koalertext.com (gratuït per a tothom aquests dies).
- Al **Symbaloo** de 5è teniu accés directe a **6 llocs webs** per treballar la llengua anglesa: [YEAR 5 SYMBALOO](#)

Good job! Bona feina!

Take care! Cuideu-vos!

Goodbye! Adéu!