

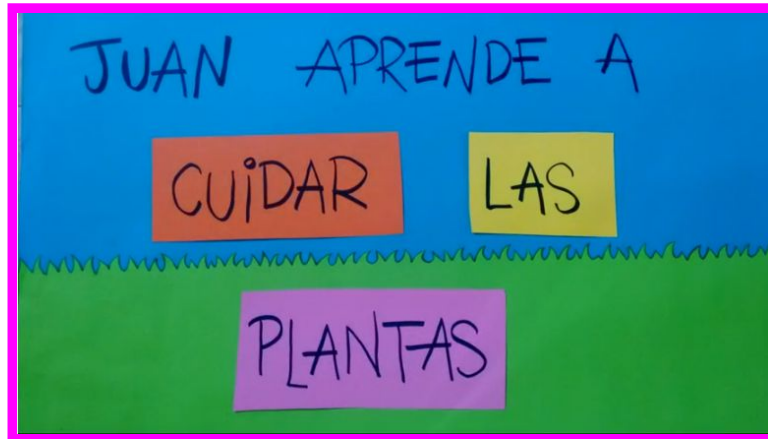
LES FLORS

CLICA LA IMATGE



CUIDEM LES PLANTES

CLICA LA IMATGE I APRÈN A CUIDAR LES PLANTES PERQUÈ CREIXIN.



ENCERCLA ALLÒ QUE NECESSITA LA PLANTA PER CRÉIXER

A spiral notebook page with a white background and a black border. It features six images arranged in two columns. The left column has three images: a pair of hands holding dark soil, a bright yellow sun, and a rolled-up green blanket. The right column has three images: a green watering can pouring water, a rolled-up green blanket, and an orange juice carton with a blue straw. Each image has a label below it in a matching color.

TERRA

AIGUA

SOL

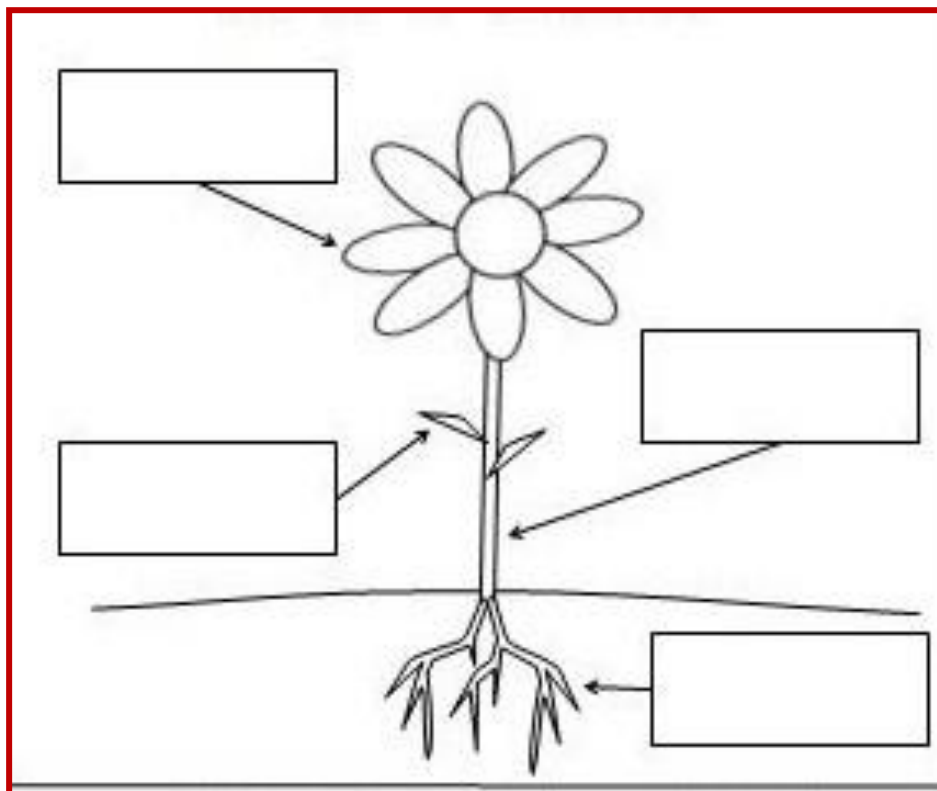
MANTA

SUC

LES PARTS DE LA FLOR




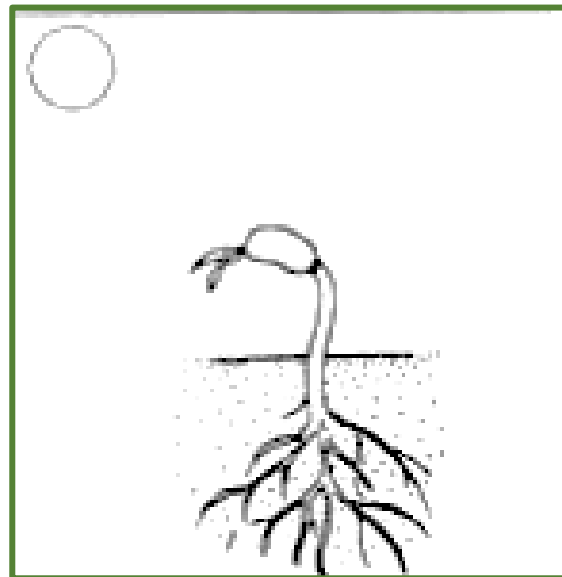

https://youtu.be/t_IK9PSe8-g



FULLA – ARREL – TIJA - PÈTALS

CICLE DE LES PLANTES

ORDENA LA SEQÜENCIA DE COM CREIX UNA PLANTA



CANTA I PINTA LES FLORS

CLICA LA IMATGE PER ESCOLTAR LA CANÇÓ



PINTA LES FLORS AMB ELS COLORS DE LA CANÇÓ



GROC



BLAU



VERMELL





VERD



VERD



LILA




PINTEM


PINTA CADA FORMA GEOMÈTRICA DEL DIBUIX DEL COLOR QUE INDICA.



VERMELL




VERD



GROC



BLAU



FEM CAMINS


RESSEGUEIX ELS CAMINS DE LES MARIETES PER ARRIBAR A LES FLORS.



FEM GRAFISMES



RESSEGUEIX LES LLETRES I CONTINUA EL GRAFISME DE CADA PÈTAL.

F L O R









SILUETES

RELACIONA CADA FLOR AMB LA SEVA FORMA.



RELACIONA

RELACIONA LES FLORS AMB EL NÚMERO



1

2

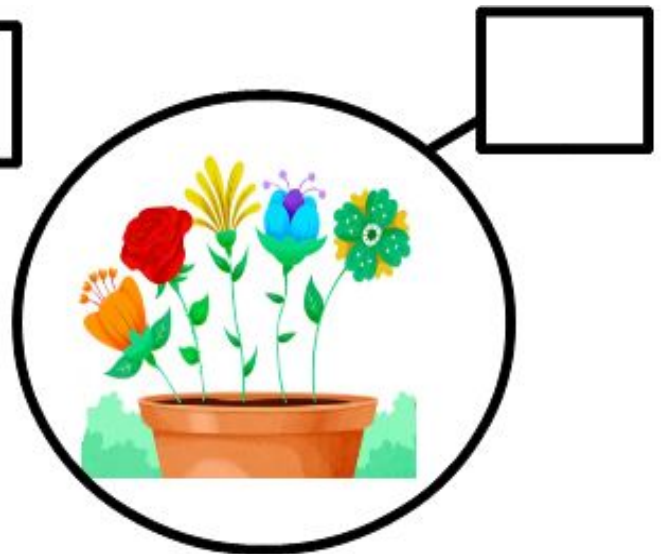




3

4

5

6

QUANTES FLORETES HI HA?



JOCS INTERACTIUS


AQUESTES ACTIVITATS LES POTS FER ARROSSEGANT LES LLETRES AMB EL DIT O AMB EL RATOLÍ.

CLICA A SOBRE DE CADA IMATGE



CLAVELL

C L A V E L L



TULIPA

P
I A

T U L



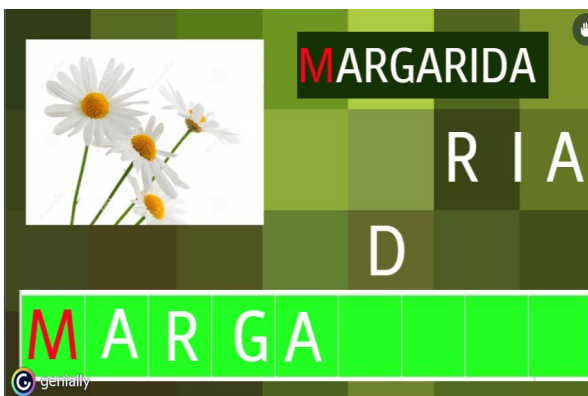
ROSA

O A
R S



LLIRI

L R I L



MARGARIDA

R I A
D

M A R G A



GIRA-SOL

GOLA-SIR

GIRA-SOL

SOPA DE LLETRES



MMARGARIDA



CCLAVELL



RROSA



TTULIPA



GGIRA-SOL



LLLIRI

E	H	R	O	S	A	S	J	T
U	R	V	T	L	M	O	K	I
G	T	U	L	I	P	A	M	A
M	O	C	L	A	V	E	L	L
R	K	Z	U	K	S	O	M	H
M	A	R	G	A	R	I	D	A
X	S	V	L	L	I	R	I	T
O	G	I	R	A	S	O	L	A

FEM FLORS

NECESSITEM:

- OUERA DE CARTRÓ
- PINTURA
- TISORES
- PAL

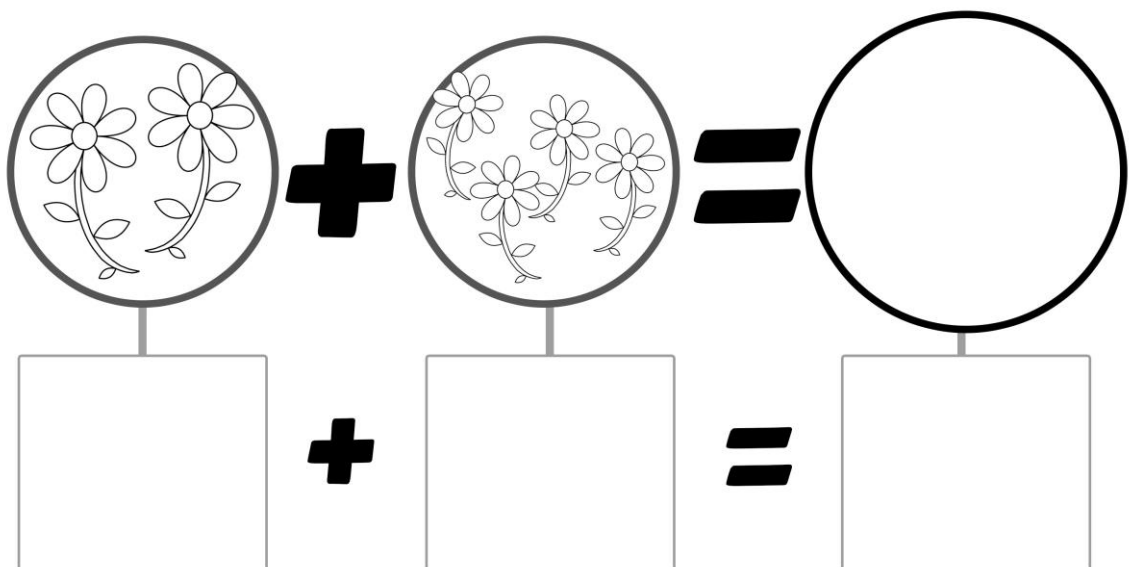
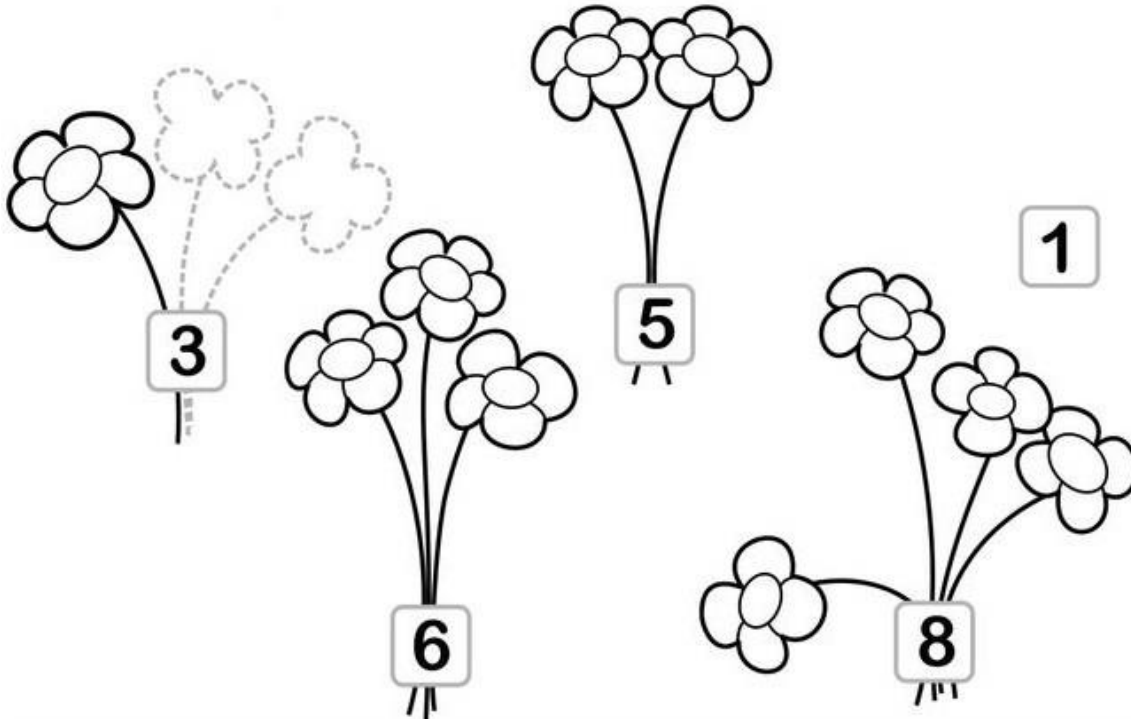
TALLEM L'OUERA DE MANERA QUE QUEDIN 4 PECES. LA PINTEM AMB DIFERENTS COLORS. PER ACABAR LI ENGANXEM UN BASTONET DARRERA.

SEGUR QUE US SORTIRAN MOLT XULES, PODEU FER UNA FOTO I ENVIAR-LA AL MAIL DE L'ESCOLA feive.2020@gmail.com



P5 FEM RAMS DE FLORS

MIRA EL NÚMERO DE CADA RAM I DIBUIXA TANTES FLORS COM FACIN FALTA



UNEIX ELS PUNTS I PINTA EL DIBUIX

RECORDA:

1 - 2 - 3 - 4 - 5 - 6 - 7 - 8 - 9 - 10

