



HOW TO MAKE A MINECRAFT HOUSE?

6èB



TUTORIAL HOUSE

Hello friends! Today we are going to learn how to do a house in minecraft.



Step 1: If you want to do underground you should put woodblocks. Next, you have to do fish tank.



Step 2:If you would like to do the balcony.You have to put wood blocks. You need pink glass.



Step 3:If you want to do a sustainable terrace you should put 42 blocks.You need wood.

Step 4:If you would like to do a sustainable house. You have to put solar panel.



Step 2:If you would like to do the balcony.You have to put wood blocks. You need pink glass.



Step 3:If you want to do a sustainable terrace you should put 42 blocks.You need wood.

Step 4:If you would like to do a sustainable house. You have to put solar panel.



Step 2:If you would like to do the balcony.You have to put wood blocks. You need pink glass.



Step 3:If you want to do a sustainable terrace you should put 42 blocks.You need wood.

Step 4:If you would like to do a sustainable house. You have to put solar panel.



Step 2:If you would like to do the balcony.You have to put wood blocks. You need pink glass.



Step 3:If you want to do a sustainable terrace you should put 42 blocks.You need wood.

Step 4:If you would like to do a sustainable house. You have to put solar panel.




TUTORIAL

Hello friends! Today we are going to learn how to do a house:

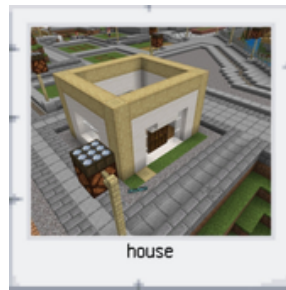


Step 1: If you want to do a minecraft house you first need a base for start the house with sustainable materials.

Step 2: If you want to do the base, select the floor.



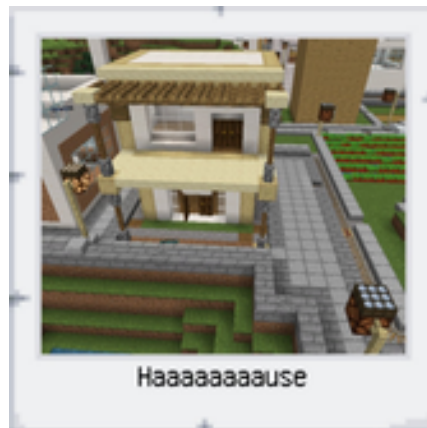
Step 3: Next you need to do the wall and if you want you can do the door to enter and exit with windows.



Step 4: when you finish that you need to do the ceiling and if you want to do the second floor you need to do stairs and do the steps one more time.



Step 5 : Finish, you can decorate your house like rugs or bushes etc.




TUTORIAL

- Hello friends!!! Today we are going to learn how to do a house



Step 1: If you want to do the base of the house you should put wood blocks. You need a Smooth Quartz Block.




Step 2: If you would like to do a base. You have to put the quartz blocks.

Step 3: If you want to have a sustainable house .You should put solar panels.



Step 4: iF you would like to do windows .You have to put blocks
You need a glass.



TUTORIAL

Hello friends Today we are going to learn how to do a house



1 step: If you want to do a roof you should put 255 blocks.

You need stone



2 step: If you would like to do body of the house

You have to: select bed and boxes

You need :wool.



3 step: If you want to do a bunker you should put stairs and more blocks .



4step: if you would like to do a sustainable roof.



you have to do solar panel.


Tibile: TUTORIAL TO MAKE A SUSTAINABLE HOUSE IN MINECRAFT

Tibile: Hello friends! Today we are going to learn how to do a house.



Alae: Step 1: If you want to do a floor you should choose a sustainable material and start making the base.

We have chosen blocks of quartz.



Alae: Step 2: If you would like to do the walls, you have to do five blocks high and 10 blocks wide. You need the same material as the above material, or a different one. If you want, you can add windows to make it even better.



Tibile: Step 3: If you want to build a roof, fill the space above it.

Tibile: To make the roof, you should use a sustainable material for example quartz blocks or wood.



Lucía: Step 4: If you would like to do the interior of the house, you have to choose the objects you want to put in your house, like a sofa, a table... and put them wherever you like best.

LUCIA: REMEMBER YOU HAVE TO INSTALL SOLAR PANELS!!!



Lucía: ALSO REMEMBER TO ADD A GARDEN AND A FARM TO MAKE IT A COMPLETELY SUSTAINABLE HOUSE!!!



tutorial

Hello friends today we are going to learn how to do a house.



1 step: To do a tree house you should put sixty-four blocks. You need dirt, leaf and glass.



2 step: if you would like to do the floor you have to put wood block.



3 step if you want to do roof you should put blocks and grass.



4 step: if you would like to do a garden you have to put block of grass.



Tutorial sustainable house

Hello, today we are gonna do a tutorial about a sustainable house.

Step 1. If you want to do the base of the house you should put 7 Spruce Planks at each corner and the remaining space fill it with Oak Planks.

Step 2. If you would like to do the floor you have to put Oak Planks in the space you do with the corners.

Step 3. If you want to do a decoration like this you have to use Spruce Trapdoor, glass block and oak trapdoor.



Step 4. If you would like to do the entrance of the underground base you will need to dig the stairs, put wood and red carpet in the wood.



Step 5. If you want to do a room you have to fill all the floor

with red carpets.



Step 6. To do the room you have to do a block in the big room, put a bed, a door and decorate it how you like.



Step 7. If you want to do the farm you will have to put grass and in the middle water after that put any seed.


Step 8. The last step is to decorate the house. You can do the decoration if you want, but we recommend to put torches and plants.

Good Bye

TUTORIAL _

Hello friends! Today we are going to learn how to do a house.

1st step: If you want to do a house in minecraft you should remove the soil and flatten it.



2nd step: if you would like to do a wonderful door. You have to make a wooden door and put decorations on the door.



3rd step: If you want to do windows. The type of material you will need will be a lot of glass. That way you have a spectacular glass



4th step: If you would like to do a wonderful red carpet! You have to get a red carpet and fill everything with red, and then your house would be one of the best.

