



REUS

NOVEMBER 15, 2019

VOL I No I

## Hogwarts


We are going to learn about this special wizard school: the subjects, the timetable, how it is inside, spellings, class and school rules, ...



## First movie



Do you know who is Harry Potter?  
Have you read the books?  
Have you seen the films?



## Harry Potter's project

### ARE YOU READY?



### Indications:

1. Make groups of 4-5 people.
2. Decide the name for your school.
3. Draw your school coat of arms.



# We make groups - 3A

## Welcome to our Classroom

...Where Learning is Magical!




- GROUP 1: Alina, Papa Fal, Berta, Miguel.
- GROUP 2: Lou, Iker, Pol, Africa.
- GROUP 3: Nadine, Oier, Rabab, Lionel.
- GROUP 4: Hasni, Santino, Eric, Edith.
- GROUP 5: Zayd, Guillem, Mohamed, Astrid, Nil.
- GROUP 6: Alejandro, Marc, Amira, Pablo.





# We make groups - 3B



GROUP 1: Nada, Alejandro, Mohamed R., Nisrine, Oscar.

GROUP 2: Víctor, Nil, Noa, Héctor.

GROUP 3: Julia, Mohamed B., Berta, Edgar, Alex

GROUP 4: Marc, Aina, Safi, Lucia.

GROUP 5: Ahmed, Carla, Jana, Roc.

GROUP 6: Patricia, Wiam, Iker, Daniel.





good things  
take time

Days of the Week  
Monday  
Tuesday  
Wednesday  
Thursday  
Friday  
Saturday  
Sunday

### Telling the Time

A clock has 2 hands: the big hand points at the minutes and the little hand points at the hours.

What time is it?

Tea time, I hope!

60 seconds = 1 minute  
60 minutes = 1 hour

24 hours = 1 day  
7 days = 1 week

#### My School Day

What time do you start school?

9:00am School Starts  
12:30pm Lunch Time  
3:30pm School Finishes



First day at school....



# Harry's Timetable



NAME: Celestia Mori - YEAR: First

	Monday	Tuesday	Wednesday	Thursday	Friday
7.30 am – 9 am	Breakfast in the Great Hall				
9 am – 10 am	Charms	Transfiguration	Herbology	History of Magic	Charms
10 am – 11 am	Herbology		Transfiguration		History of Magic
11 am – 11.15 am	Break				
11.15 am – 12.15 pm	Potions	Charms	Charms	Transfiguration	Herbology
12.15 pm – 1.15 pm					
1.15 pm – 2 pm	Lunch				
2 pm – 3 pm	Defence Against the Dark Arts	Flying	Potions	Defence Against the Dark Arts	Potions
3 pm – 4 pm		History of Magic			
4 pm – 6 pm	Homework in Study Hall				
6 pm – 7 pm	Dinner in Great Hall				
7 pm – 9 pm	Spare Time – Students must be in bed at <u>9</u> pm sharp. *				

\* There is an Astronomy class at night on Wednesday every week (usually ~~at midnight~~ at 10pm).



*AHogwartsStudent.wordpress.com*

Copyright 2010 © Estelle Recht

Potions class



## Harry Potter's project

### Indications:

1. Make a list with Harry's subjects..
2. Write the time he starts and finishes..
3. Create your magic school timetable..

- Astronomy
- Charms
- Defense Against the Dark Arts
- Herbology
- History of Magic
- Potions
- Transfiguration



# This is Harry's timetable

On Monday I've got  
Herbology at ten o'clock.



Have you got  
English on Friday?



Have you got  
Potions on  
Tuesday?

No, I haven't.





# SCHOOL UNIFORM

## Boys



He's wearing black trousers, a black jumper, a black and red cloak and black shoes.

## Girls



She's wearing a black skirt, black tights, black shoes and a black and red cloak.

## Harry goes shopping...



## Remember:

He's wearing or she's wearing...  
( colour clothes )

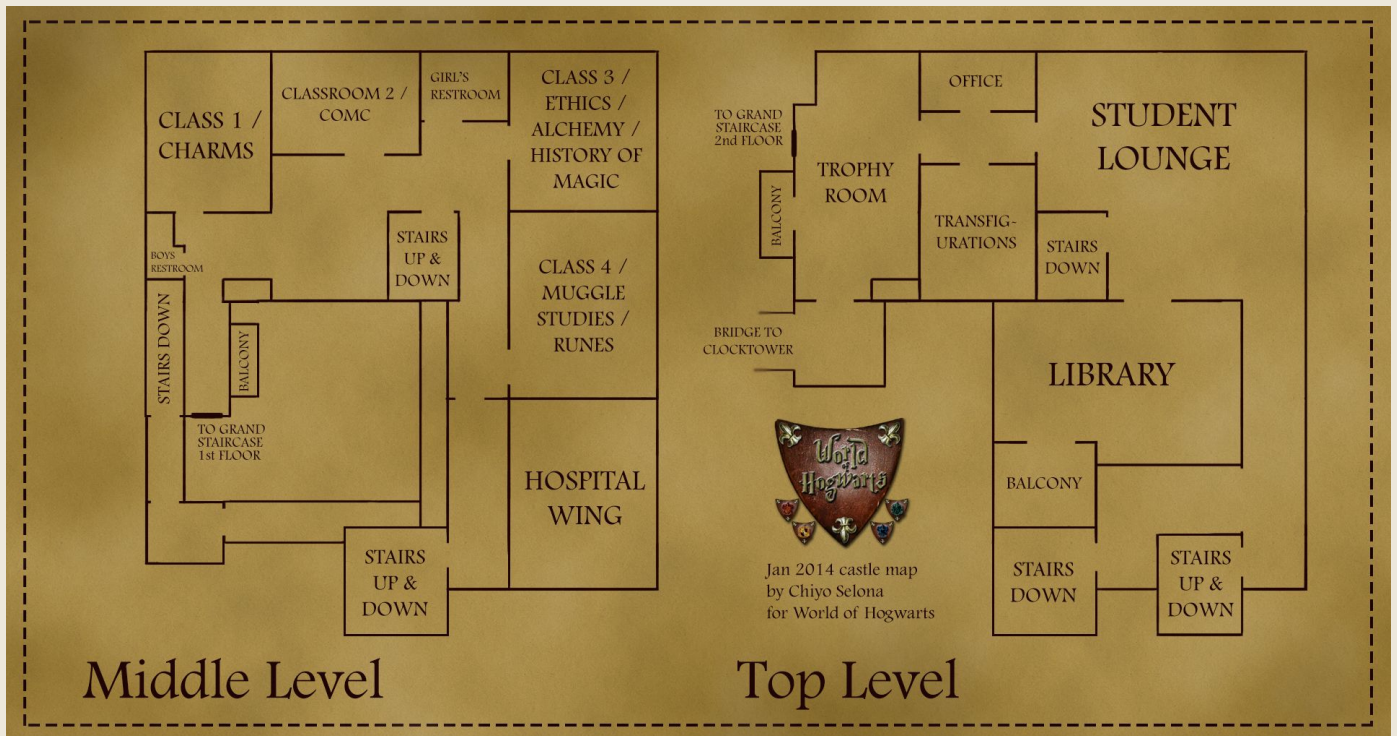
## Harry Potter's project

### Indications:

1. Think in a uniform for you magic school.
2. Draw and colour it.
3. Make a short description.



# Hogwarts school map



## Harry Potter's project

### Indications:


1. Make a design for your magic school.
2. Remember you need a library, classrooms, toilets, a garden, a dining room and a playground.






# Do you remember the alphabet? Ready for a spell?


time for a song: "the alphabet song"




/ei/ /bi:/ /si:/ /di:/ /i:/ /ef/ /dʒi:/




/eitʃ/ /ai/ /dʒei/ /kei/



/el/ /em/ /en/ /ou/ /pi:/



/kju:/ /a:/ /es/ /ti:/ /ju:/ /vi:/



/'dʌblju:/ /eks:/ /wai/ /zed/

Now i know my abc's.  
Next time won't you sing with me.  
Now i know my abc's.  
Tell me what you think of me.



# Here you're some photos...

