



# Maths is Life CALENDAR



GREECE



ITALY



PORTUGAL



ROMANIA



SPAIN



TURKEY (COORDINATOR)



Erasmus+

Co-funded by the Erasmus+ Programme of the European Union  
Project: 2019-1-TR01-KA229-074468

Monday	Tuesday	Wednesday	Thursday	Friday	Saturday	Sunday
					1 New Year's Day	2
3	4	5	6	7	8	9
10	11	12	13	14	15	16
17	18	19	20	21	22	16
24 /31	25	26	27	28	29	30



## Portuguese King Cake

(Approximately 2kg - for 12 people)

### Ingredients:

750g of flour  
120g of sugar  
120g of soft butter  
40g of fresh baker yeast  
2 dl of warm water  
1 pinch of salt  
3 eggs size L  
Zest of an orange  
160g of chopped candied fruit

200g of chopped dried fruits (pine nuts, chopped almonds, chopped walnut kernels and sultanas)  
Butter to grease  
Flour to sprinkle  
A beaten egg to glaze

### Decoration:


Candied fruit slices  
Candied cherries  
Walnut kernels halves  
Icing sugar

### Preparation:

1. In a bowl, mix the candied fruit with the chopped dried fruit. Let it stand.
2. In another bowl, mix the baker's yeast with the water.
3. Pour the flour on the table (or countertop) and open a cavity. Add salt, sugar, butter, orange zest, eggs and the yeast mixture.
4. Mix everything together until the dough comes off the table and hands. Add the fruits, mix them well with the dough and work it a little more, sprinkling it with flour (to peel it off the table and hands).
5. Then make a ball of the dough and place it in a bowl sprinkled with flour. Cover the round shaped dough with a cloth and let it leaven in a warm place (until it triples its volume).
6. Then put the dough back on the floured table and work it a little more. Shape it in a ball and make a hole in the center. Then form a circle, place it in the previously greased oven tray and let it leaven another 40 minutes.
7. Heat the oven at 180°, glaze all the dough with the beaten egg and garnish with the fruits and tiny mounds of icing sugar.
8. Bake it for 40 minutes. Remove the cake from the oven, let it cool and it's ready to serve.

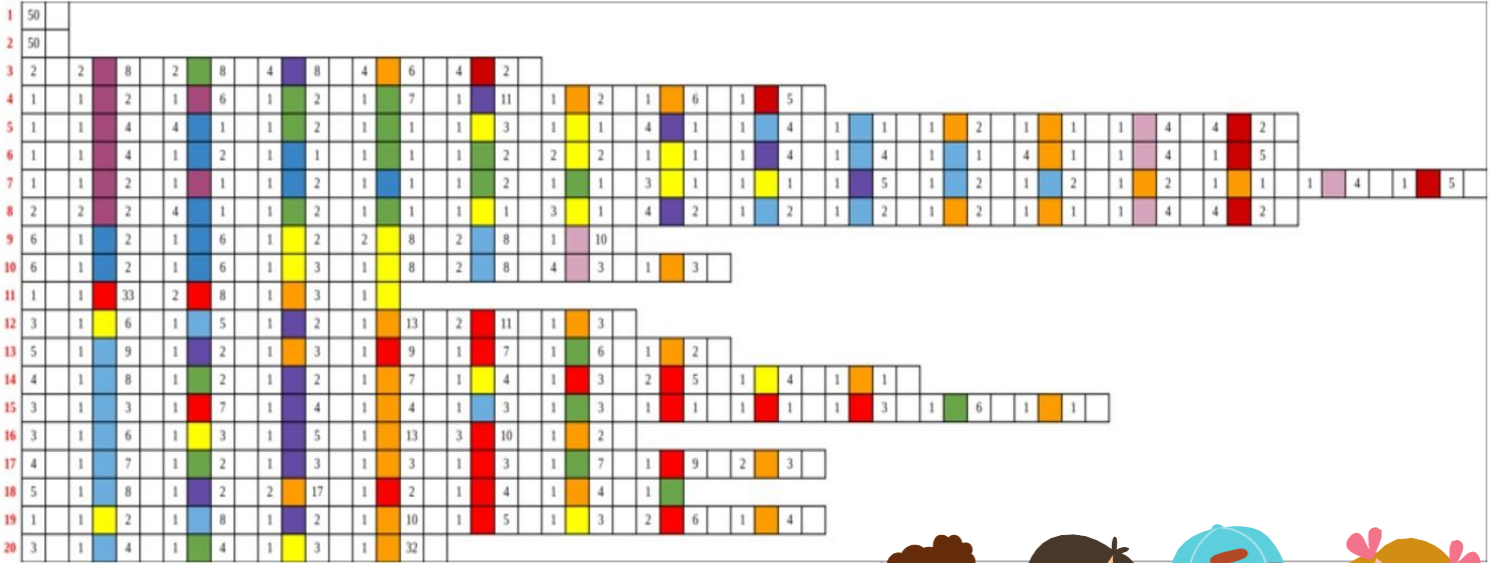
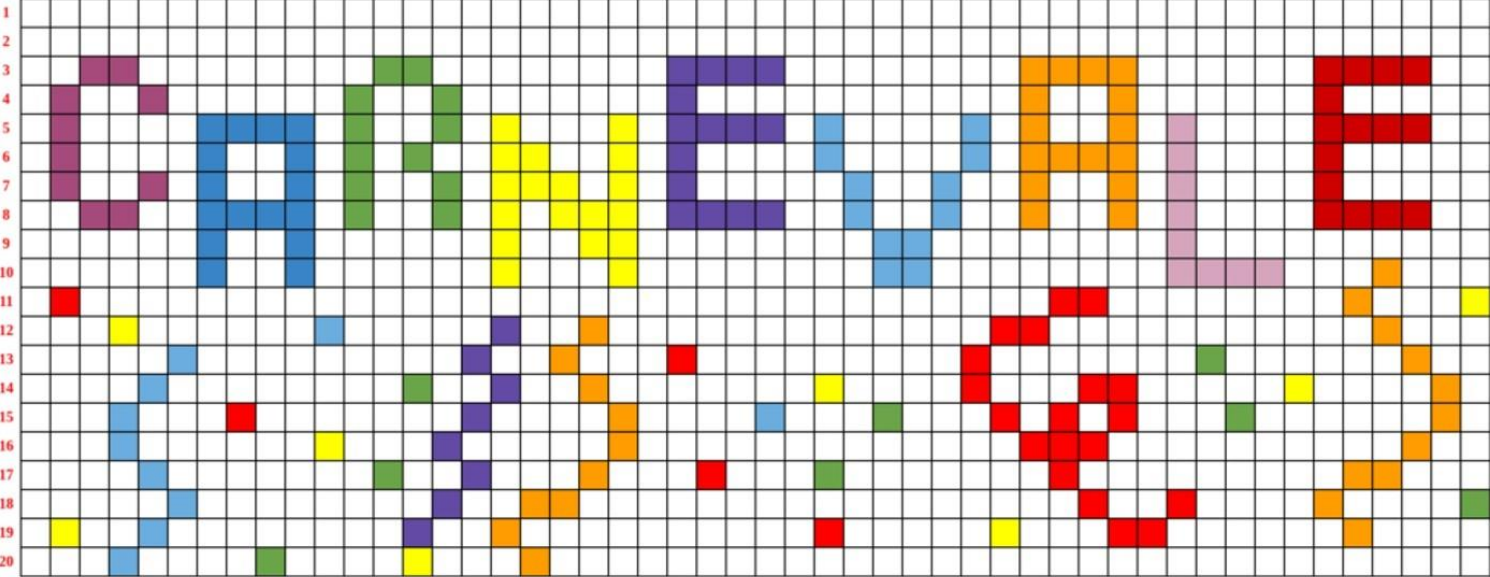
Given the list of ingredients for making a King Cake, answer the following questions

1. Knowing that the 3rd B class has 24 students, how many cakes do we need so that everyone can eat King Cake?
2. List the ingredients needed to make the 3rd B cakes.
3. What if we want cakes for the 4 classes of 3rd grade? Attention, the 4 classes all have the same number of students.
4. Knowing that eggs are sold in boxes of 6, how many egg boxes do we need to make 4 cakes?
5. To make a King Cake do we need more flour or more sugar? How many grams more?
6. How many eggs do we need if we want to make 7 cakes?
7. If we make 5 cakes, how many grams of candied fruit will we need?
8. Each cake costs 12 €. If we buy 5 cakes, how much will we spend?



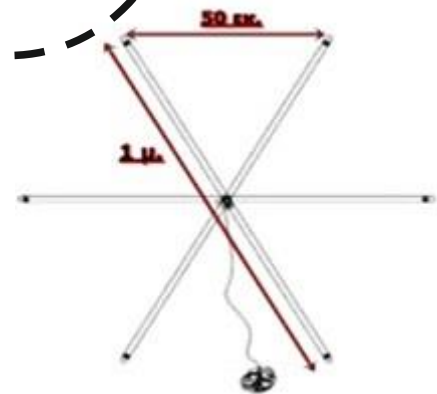
Monday	Tuesday	Wednesday	Thursday	Friday	Saturday	Sunday
		1	2	3	4	5
7	8	9	10	11	12	13
14 Valentine's Day	15	16	17	18	19	20
21	22	23	24	25	26	27
28						

*Try using your exercise book*



Monday	Tuesday	Wednesday	Thursday	Friday	Saturday	Sunday
	1	2	3	4	5	6
7	8	9	10	11	12	13
14	15	16	17	18	19	20
21	22	23	24	25 Greek National Day	26	27
28	29	30	31			

*Let's fly a kite!*



The end of Carnival (Apokries) marks the beginning of lent, or Clean Monday. It is the 40 -day period of fasting until Easter. On Clean Monday it is customary for people to go on an excursion to the countryside for a Lenten picnic and flying hexagon -shaped kites

- How many sticks must be purchased for every student to make a kite?
- If each piece costs 1,20€, what will be the total cost?
- What will be the perimeter of each triangular side of the kite and what will be the total perimeter of each kite?

The tail of the kites must be 3m long.

- If the tassels are attached to the tail at every 15cm up to the end, how many tassels will be needed on each kite? How many tassels must be made in total for all 18 kites?
- If each ball of string is 30m, how many balls of string must be purchased so that each student must have for his/her own kite? Will there be any string left over?

Monday	Tuesday	Wednesday	Thursday	Friday	Saturday	Sunday
				1	2	3
4	5	6	7	8	9	10
11	12	13	14	15	16	17 Easter
18	19	20	21	22	23	24
25	26	27	28	29	30	

# Freedom Day

Freedom Day is celebrated in Portugal on April 25.

The date celebrates the revolt of the Portuguese military that on April 25, 1974 carried out a military coup d'état, putting an end to the dictatorial regime of the Estado Novo. This had been led by António de Oliveira Salazar, who ruled Portugal from 1933 to 1968. The symbol of April 25 is the carnation, the flower that the population has placed on the arms of the military on this day.



1 /2- Cut two squares of colored paper, one red and one green.

3 - Start by making a origami tulip blossom. Fold the paper in half diagonally to form the triangle.

4 - Grab one corner, we'll start with the right one, and fold it upwards, not right to the center but at a slight angle.

5 - Do the same with the other side.


6/ 7 - For the stem, we grab the green square. Grab the left and right corners and fold it to the center, making sure the left and right edges meet at the center crease.

8- Fold the figure in half by folding left to right.

9 - Take a small portion of the bottom and fold it up, aligning the right edges. It should look like the picture.

10 - Tape the tulip to the top of the stem.

Wasn't that easy?



Monday	Tuesday	Wednesday	Thursday	Friday	Saturday	Sunday
						1
2	3	4	5	6	7	8
9	10	11	12	13	14	15
16	17	18	19	20	21	22
23	24	25	26	27	28	29
30	31					

## PISTACHIO TURKISH BAKLAVA RECIPE

### Rolled Baklava Recipe

One of the most coveted baklavas of them all is pistachio baklava made with bright green, raw pistachio nuts. If you wish, you can substitute the pistachios with ground walnuts or hazelnuts for a more economical version of this recipe. Go ahead and experiment with different nuts to give you different flavors.

### Ingredients

Syrup: 4 cups of water, 3 cups of sugar, Juice of 1/2 lemon

Baklava: 36 leaves fresh or frozen packaged phyllo dough (14 x 18-inch size), 1/2 pound (300 grams) unsalted, clarified butter, 1/2 pound (300 grams) raw, hulled pistachio nuts, ground to a powder, 2 tablespoons sugar

1. Begin by making the syrup. You'll pour over the hot baklava later on. Combine the water, sugar, and lemon juice in a small saucepan, bring the mixture to a boil and let it simmer slowly uncovered while you prepare the rest of the baklava.

2. Prepare the butter.

3. Mix the ground pistachio nuts with 2 tablespoons of sugar. Brush the bottom of your baking pan with butter and sprinkle a few pinches of the ground pistachio nuts over the butter.

4. Take your first layer of phyllo and set it in place. Working quickly, brush the entire piece of phyllo with the butter. Repeat in the same manner with 18 leaves of phyllo.

5. Once you've buttered the 18th layer, use all of the ground pistachio mixtures to make an even layer going all the way to the edges of the pan.

6. Place another layer of phyllo over the nuts and butter it. Repeat until you finish the last layer. If you have extra butter left, set it aside.

7. Using a sharp knife or a pastry cutter, gently cut the baklava into even squares or diamond shapes. If you're using a round pan, you can cut it into large, narrow slivers.

8. Drizzle the leftover butter over the top. Place the pan in a preheated 395° F/200° C oven and set the timer for 45 minutes.

9. Once the baklava is in the oven, remove the syrup from the heat and leave it to cool down.

10. Bake the baklava for about 45 minutes, or until the layers puff up high and the top layers are golden, crispy and translucent.

11. When ready, remove the tray from the oven. While it's still piping hot, immediately pour the cold syrup evenly over the baklava. Let it bubble up then settle. Generously sprinkle more ground pistachios over the top.

12. Leave your baklava to cool down to room temperature before serving.



Monday	Tuesday	Wednesday	Thursday	Friday	Saturday	Sunday
		1	2 Italian National Day	3	4	5
6	7	8	9	10 Portuguese National Day	11	12
13	14	15	16	17	18	19
20	21	22	23	24	25	26
27	28	29	30			

## SUMMER

holidays

Match the words to the correct pictures and complete the crossword. Then find a secret message.

11 ball  
12 beach bag  
13 bucket  
14 camping  
15 Crab  
16 deckchair  
17 Flippers  
18 inflatable ring  
19 kite  
20 lifeguard  
21 sandcastle  
22 shells  
23 snorkelling  
24 starfish  
25 sunbathing  
26 sun cream  
27 sunglasses  
28 sunshade  
29 swimming  
30 surfing  
31 towel

The secret message is \_\_\_\_\_

ISLCollective.com

Monday	Tuesday	Wednesday	Thursday	Friday	Saturday	Sunday
				1	2	3
4	5	6	7	8	9	10
11	12	13	14	15	16	17
18	19	20	21	22	23	24
25	26	27	28	29	30	31



**To celebrate that the school year has finished, the 52 students of 5<sup>th</sup> grade have agreed to celebrate it in the city swimming pool. Can you help us to plan this funny day?**

1. How much, in total, will it cost to get there if each ticket is 5,70€?  
Take into account that 3 teachers will also come with us.
2. During the school year, we did a project and selling some Arts and Crafts objects we earned 268,75€. Is it enough to pay for all the tickets? How much extra money do we need?
3. The swimming pool opens at 10 o'clock in the morning and it closes at 8 o'clock in the afternoon. How many hours can we stay there?
4. This swimming pool is 50 meters long. How many times do I have to swim to do 1 km?
5. We finished school on the 19th June and we will start on the 14th September. How many days are we going to be on holidays?





Monday	Tuesday	Wednesday	Thursday	Friday	Saturday	Sunday
1	2	3	4	5	6	7
8	9	10	11	12	13	14
15	16	17	18	19	20	21
22	23	24	25	26	27	28
29	30	31				

# Mangala Game

## History

Mangala is a traditional Turkish mancala game. It is strictly related to the mancala games Iraqi Halusa, Palestinian Al-manqala, and Baltic German Bohnenspiel.

The game can be traced in Ottoman miniatures starting from the 16th century. According to the Turkish ethnologue Metin And, the "mancala" of The Arabian Nights (fifteenth night) could be directly related to this game. It was first described in 1694 by British orientalist Thomas Hyde.

The classic mangala game is still known in Turkey. Our students enjoy play this game.

## Rules

Mangala is played on a 2x6 (or 2x7) mancala board (i.e., 2 rows of 6 or 7 pits). At game setup, 5 pieces are placed in each pit. At their turn, the player takes all the pieces from one of their pits and drops them one at a time into the following pits counterclockwise. If the last piece in a distribution is dropped in a pit that contains 1 or 3 pieces (2 or 4 with the one just dropped), all those pieces are captured by the player. Also, if there is a continuous line of pits with either 2 or 4 pieces before the one where the capture has occurred, all the seeds in those pits are captured as well. Players may capture on either side of the board. The game ends when all the pits are empty. The player who captured most pieces wins the game.



Turkish girls playing mangala, 1700s



Kids Playing Mangala

Monday	Tuesday	Wednesday	Thursday	Friday	Saturday	Sunday
			1	2	3	4
5	6	7	8	9	10	11 Catalan National Day
12	13	14	15	16	17	18
19	20	21	22	23	24	25
26	27	28	29	30		



The Catalan «Diada» or National Day of Catalonia is on 11th September after the defeat and surrender of Barcelona to the French-Castilian army of Philip V of Spain and his supporters during the War of Spanish Succession in 1714.

1. How many years have Catalan people been celebrating it?
2. To celebrate that the school year starts, we are going to go on a trip in the mountains. Our teacher has proposed us to do an Autumn wall in the main entrance of the school. To do that, we have decided to take 65 leaves each, how many leaves will we get if we go 52 students and 3 teachers?
3. For having lunch that day, the teachers have bought 15 pizzas. Will they be enough for all of us if each pizza is going to be for 4 people? Are we going to have any leftovers?
4. We are going to buy bottles of water of 2 litres. If we know that with each bottle, 8 people can have a glass of water, how many bottles do we need to buy so all of us have 1 glass?



Monday	Tuesday	Wednesday	Thursday	Friday	Saturday	Sunday
					1	2
3	4	5	6	7	8	9
10	11	12	13	14	15	16
17	18	19	20	21	22	23
24	25	26	27	28	29 Turkish National Day	30
31						

# From the farm to the market....



3 farmers from Mountain Pilon gave their product (apples) to the farmer's Association. The 1<sup>st</sup> farmer produced 75k, the 2<sup>nd</sup> 15k less than the 1<sup>st</sup> and the third produced as many kilos as the 1<sup>st</sup> and the 2<sup>nd</sup> together.



How many kilos of apples did they produce in total?



If they need 3 kilos of apples to make 1 kilo of preserves, how many kilos of preserves can the Association make?



If they put the preserves in jars of 3/4 kilos, how many jars will they need?

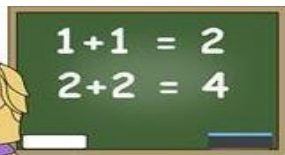


If each jar costs 8€ how much money will they get?



What will be the profit of the Association if each empty jar costs 0,80€ and each kilo of sugar 1,20€?  
(Recipe for 1 kilo of apple preserves: 3 kilos of apples and 800gr of sugar)

Monday	Tuesday	Wednesday	Thursday	Friday	Saturday	Sunday
	1	2	3	4	5	6
7	8	9	10	11	12	13
14	15	16	17	18	19	20
21	22	23	24	25	26	27
28	29	30				



# Crossword Numbers Puzzle

- 1)  $4 + 3$
- 2)  $1 + 15$
- 3)  $3 - 2$
- 4)  $17 - 9$
- 5)  $5 + 5$
- 6)  $11 + 2$
- 7)  $4 + 23$
- 8)  $55 + 11$
- 9)  $20 + 30$
- 10)  $51 - 2$
- 11)  $27 : 3$
- 12)  $19 + 11$
- 13)  $28 : 14$
- 14)  $9 : 3$
- 15)  $3 \times 4$
- 16)  $2 \times 7$
- 17)  $10 : 1$
- 18)  $21 + 15 + 43$
- 19)  $3 \times 10$
- 20)  $18 + 2$
- 21)  $5 + 6$
- 22)  $100 : 10$
- 23)  $36 : 6$
- 24)  $50 : 25$

The crossword puzzle grid contains the following numbers and symbols in its starting cells:

- Row 1: 7, 2, 4, 10
- Row 2: 1, 23, ☺
- Row 3: 21, 13
- Row 4: 12, butterfly
- Row 5: 14, ☺, ☺, 8
- Row 6: 5, -
- Row 7: -, 3, 6
- Row 8: 19, 16, ☺
- Row 9: 15, ☺, ☺, 17
- Row 10: 22, -
- Row 11: 11, 20
- Row 12: ☺, 9
- Row 13: 24, ☺
- Row 14: ☺, girl at desk
- Row 15: 18, -

Monday	Tuesday	Wednesday	Thursday	Friday	Saturday	Sunday
			1 Romanian National Day	2	3	4
5	6	7	8	9	10	11
12	13	14	15	16	17	18
19	20	21	22	23	24 Christmas' Eve	25 Christmas
26	27	28	29	30	31 New Year's Eve	

# CARDINAL NUMBERS CROSSWORD