



Hello " Sorianets" and "Sorianetes". How are you?  
How are you spending these days? Are you boring or are you  
doing a lot of activities?

2<sup>ND</sup> LEVEL OF PRIMARY



L'últim dia de classe us vaig demanar que acabeu de fer i repassar els exercicis que us feien falta del tema 4: "AT THE STATION"". Segur que ja ho heu fet tots!

Com ja han passat aquests primers 15 dies que havíem de passar a casa, i veient que el confinament s'allarga, us envio més feina d'anglès per a que pugueu anar fent, organitzant-vos el vostre temps.

Us recomano una sèrie de webs on podeu entrar a fer jocs i diferents activitats, repassant vocabulary que ja sabeu. Aquestes són:

- [www.englishforlittlechildren.com](http://www.englishforlittlechildren.com)
- [www.angles365.com](http://www.angles365.com)

\*\* Aquesta web és la més important perquè trobareu material directe de les nostres classes de L'Amazing Rooftops: songs, chants, stories, crafts, audios.  
-[www.oup.com/elt/oupeprimary](http://www.oup.com/elt/oupeprimary)

\*\* Aquest enllaç és per al you tube per a que pogueu veure videos de històries en anglès, diàlegs, practicar i repetir, i també de repàs de vocabulari:  
- learn english for kids.

\*\* I per a practicar les nostres cançons de rutina i de començament de classe teniu aquests enllaços per al you tube:  
- english dream kids,  
-super simple songs.

Durant el curs els continguts que hem estat donant han estat:

- revision numbers from 1 to 10,
- numbers from 11 to 20,
- colours,
- unit 1: vocabulary about parts of the house, prepositions and furniture,
- unit 2: vocabulary about actions and places at the school,
- unit 3: vocabulary about things in the countryside, animals and prepositions.
- unit 4: vocabulary about physical appearance and clothes.

I les corresponents estructures de cada tema.

Per tal de repassar tots els continguts que hem estat donant fins ara, us facilito una sèrie de fitxes per anar fent.

✿ Quan tingueu fitxes fetes, si voleu podeu fer foto i enviar-les al meu correu que és [anglès2@escsorianomontagut.cat](mailto:anglès2@escsorianomontagut.cat) i a l'assumpte poseu el nom de l'alumne. Jo, us les corregiré i farem feedback. Així com també em podeu preguntar qualsevol dubte.

# STAY AT HOME



 WRITE THE NUMBERS:

10

19

2

7

3

12

18

1

15

4

11

8

5

13

9

16

20

6

14

17

three

twelve

two

twenty

seventeen

four

sixteen

fourteen

eleven

six

ten

nineteen

one

thirteen

eighteen

seven

eight

nine

five

fifteen



Level ★★★

영어놀이 Match

영어 > Numbers > Match(eleven~twenty)



## Numbers *match.*

11 ·

12 ·

13 ·

14 ·

15 ·

16 ·

17 ·

18 ·

19 ·

20 ·

• fifteen

• thirteen

• eighteen

• twenty

• twelve

• sixteen

• nineteen

• seventeen


• fourteen

• eleven

## Colours


Colour the picture by number:

- |           |                |
|-----------|----------------|
| 1. red    | 6. purple      |
| 2. orange | 7. brown       |
| 3. yellow | 8. pink        |
| 4. green  | 9. white       |
| 5. blue   | 10. light blue |



## PARTS OF THE HOUSE:

### 1. READ AND MATCH:



- |                        |                           |
|------------------------|---------------------------|
| 1 Where's Grandma?     | He's in the garden.       |
| 2 Where's Dad?         | She's in the living room. |
| 3 Where's Mum?         | He's in the garage.       |
| 4 Where's Grandpa?     | She's in the bathroom.    |
| 5 Where's the brother? | She's in the bedroom.     |
| 6 Where's the sister?  | He's in the kitchen.      |

### 2. READ AND CIRCLE:



- |   |  |   |
|---|--|---|
| 1 The dog is<br>on / under the<br>table / cupboard. | 2 The cat is<br>on / in the<br>bed / cupboard. | 3 The rabbit is<br>on / in the<br>bed / cupboard. |
|---|--|---|



## SCHOOL ACTIONS:

### 3. COMPLETE WITH CAN OR CAN'T:



He \_\_\_\_\_ play football.



She \_\_\_\_\_ write.



He \_\_\_\_\_ draw.



She \_\_\_\_\_ climb.



She \_\_\_\_\_ catch.

## IN THE COUNTRYSIDE:

### 4. READ AND CIRCLE:




- 1 Can you see a road? Yes, I can. / No, I can't.
- 2 Can you see a hill? Yes, I can. / No, I can't.
- 3 Can you see a tree? Yes, I can. / No, I can't.
- 4 Can you see a river? Yes, I can. / No, I can't.
- 5 Can you see a rock? Yes, I can. / No, I can't.
- 6 Can you see a spider? Yes, I can. / No, I can't.




## 5. WRITE THEIR NAMES:

DEER- HEDGEHOG- OWL- FOX - SPIDER



## 6. LOOK AND COMPLETE WITH THE PREPOSITIONS:









BEHIND- IN FRONT OF - NEXT TO



- I can see a FOX. It's \_\_\_\_\_ the tree.
- I can see an OWL. It's \_\_\_\_\_ the farm.
- I can see a HEDGEHOG. It's \_\_\_\_\_ the rock.
- I can see a DEER. It's \_\_\_\_\_ the river.

## PHYSICAL APPEARANCE AND CLOTHES:

+ Remember the vocabulary from unit 4:

			
<b>BLOND HAIR</b>	<b>BROWN EYES</b>	<b>DARK HAIR</b>	<b>EYEBROWS</b>
			
<b>FRECKLES</b>	<b>GLASSES</b>	<b>LONG HAIR</b>	<b>SHORT HAIR</b>

## CLOTHES:

				
<b>BOOTS</b>	<b>COAT</b>	<b>JEANS</b>	<b>SCARF</b>	<b>SHORTS</b>

... and now:

## 7. READ AND COLOUR:



1 He's got dark hair.

2 She's got blond hair.

3 She's got blue eyes.

4 He's got brown eyes.

5 He's wearing red shorts.

6 She's wearing blue jeans.

7 She's wearing pink boots.

8 He's wearing brown boots.

9 He's wearing a purple coat.

10 She's wearing a black coat.

11 She's wearing a green scarf.

12 He's wearing a yellow scarf.