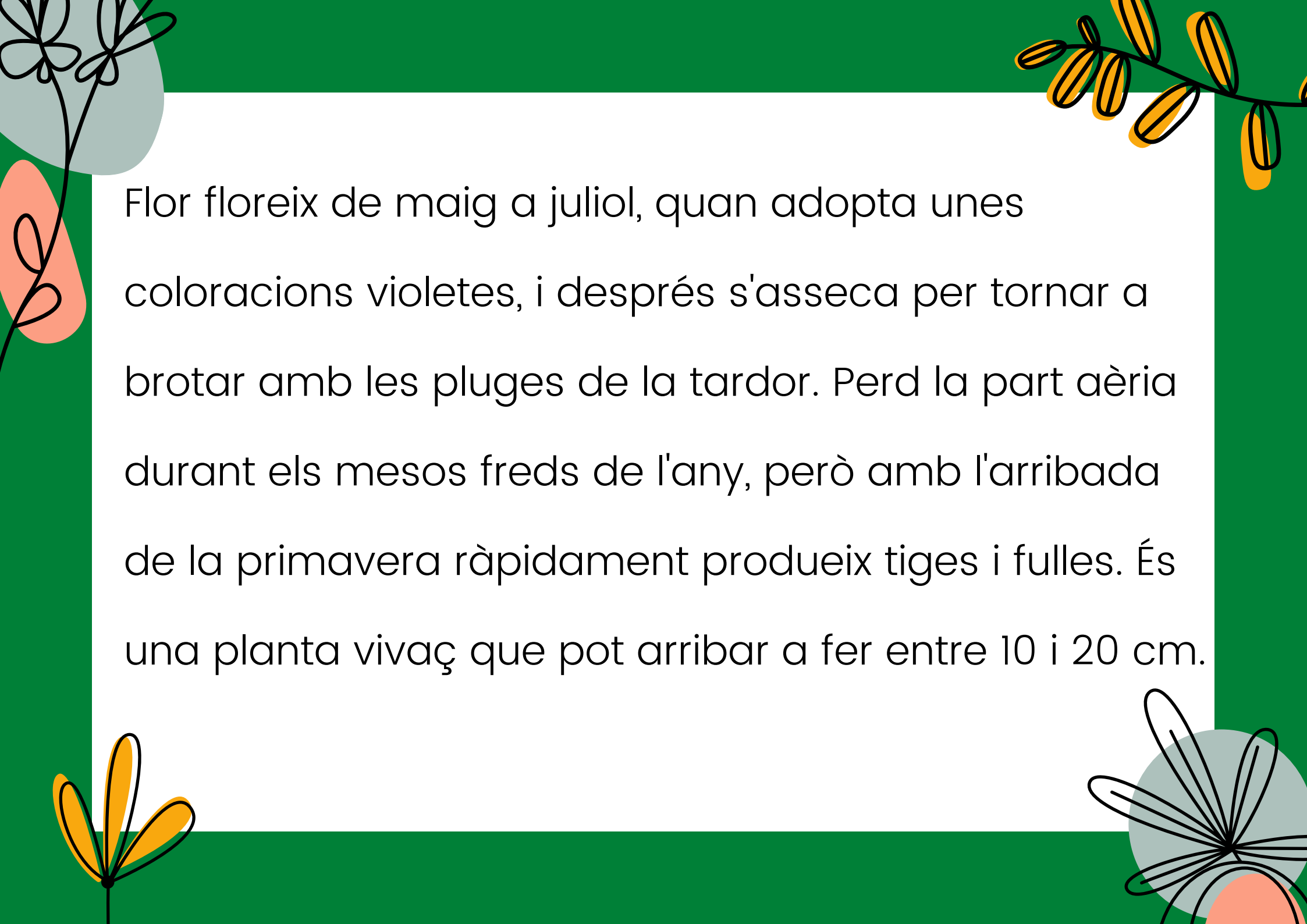
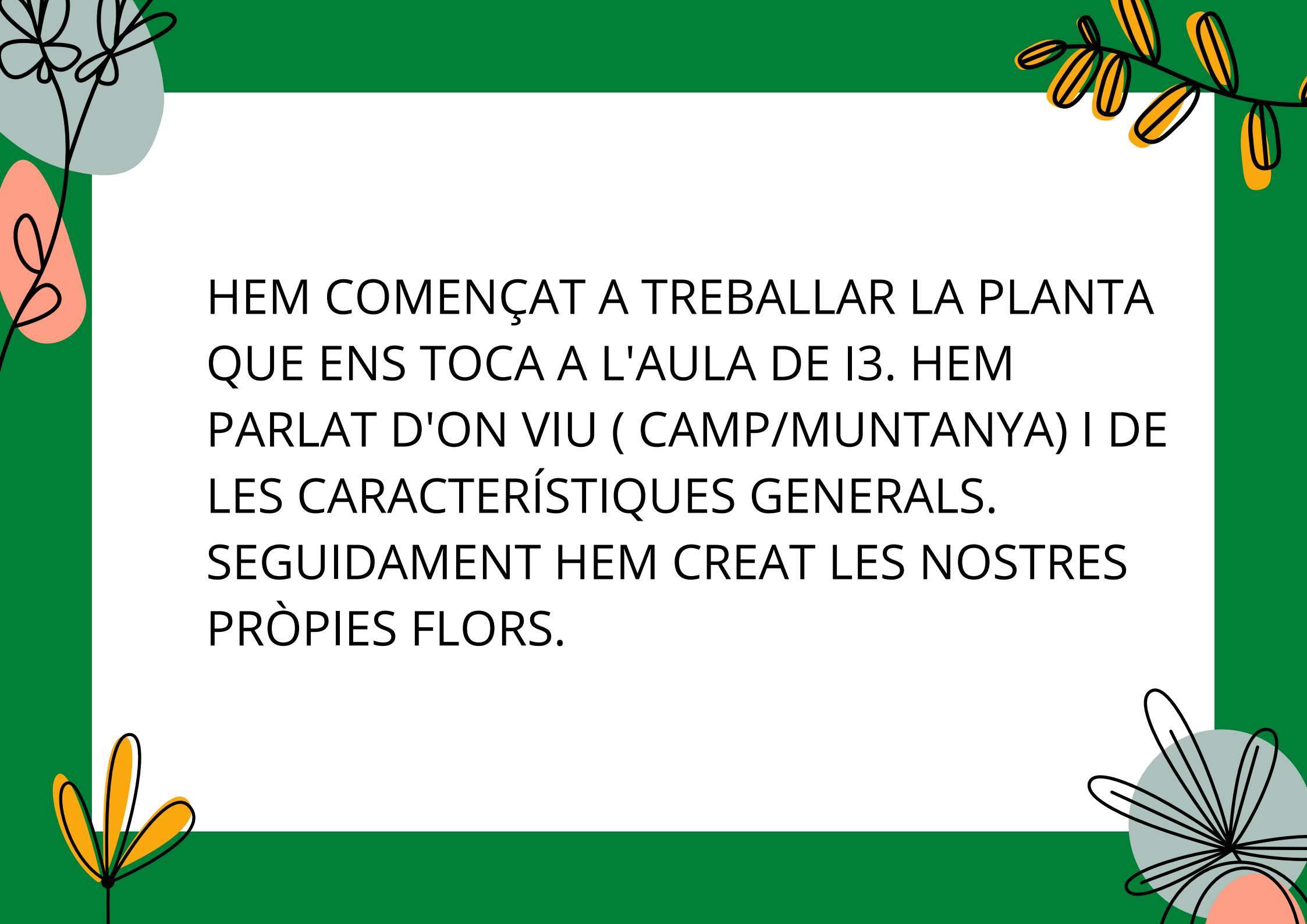


ORELLA D'ÓS





The slide features a green background with a white central text box. In the top-left corner, there is a stylized black line drawing of a flower with five petals and a stem with two leaves, set against a light blue circular background. In the top-right corner, there is a branch with several yellow, oval-shaped leaves. In the bottom-left corner, there is a stylized yellow flower with five petals. In the bottom-right corner, there is a stylized black line drawing of a flower with many long, thin petals, set against a light blue circular background.

Flor floreix de maig a juliol, quan adopta unes coloracions violetes, i després s'asseca per tornar a brotar amb les pluges de la tardor. Perd la part aèria durant els mesos freds de l'any, però amb l'arribada de la primavera ràpidament produeix tiges i fulles. És una planta vivaç que pot arribar a fer entre 10 i 20 cm.

The slide features a green background with a white central text area. The corners are decorated with stylized floral and leaf motifs. Top-left: a grey circle with a black outline of a flower and a stem with leaves. Top-right: a branch with yellow and orange leaves. Bottom-left: a yellow flower with three petals. Bottom-right: a grey circle with a black outline of a flower and a stem with leaves.

HEM COMENÇAT A TREBALLAR LA PLANTA
QUE ENS TOCA A L'AULA DE 13. HEM
PARLAT D'ON VIU (CAMP/MUNTANYA) I DE
LES CARACTERÍSTIQUES GENERALS.
SEGUIDAMENT HEM CREAT LES NOSTRES
PRÒPIES FLORS.





A POC A POC ANIREM APRENET MÉS COSES

