

Name: _____

Group: _____

VEHICLES



REVIEW & PRACTICE:



* Es recomana que els alumnes manipulin les targetes (es poden retallar)



* Per comprovar la pronunciació en anglès de cada paraula (diccionari Oxford), podeu escriure-la al Google al darrera de **define:** / Exemple: [define: boat](#)

Name: _____

Group: _____



Let's join Daisy, Robin and mouse in this fair day!

Click on the image ⇒
(Cliqueu sobre la imatge)



Daisy, Robin and me. B – Watch – U3
Oxford University Press

* Per practicar oralment:
Plane / train / car / bus /
taxi/ boat
There's a fair / Let's go by...



Which vehicles do you know? Let's sing this song!



⇐ Click on the image
(Cliqueu sobre la imatge)

Vehicles | Word Power
PINKFONG Songs for Children



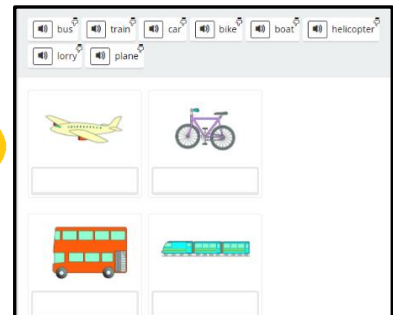
Listening Digital Games:

1



1. Clicar sobre la imatge
2. Donar a "Start"

2



PER ORDINADOR,
TABLETA O MÒVIL


Cliqueu sobre la imatge

Name: _____

Group: _____



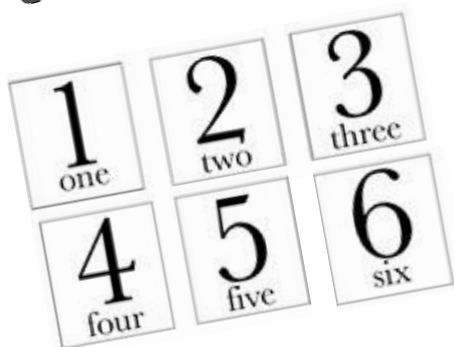
Choose and do, at least, 1 from the 2 following proposals.

*Tria i fes, com a mínim, una de les dues propostes següents.***PROPOSAL 1: The Ladder Game – VEHICLES** 

1. Play the ladder Game from **Annex 1** with your family, you will need, moreover, a dice and some pieces. 
2. When you roll the dice, move your piece while **counting out loud** and **name the vehicle** you arrive at.
3. The ladder squares work in both directions: UP and DOWN.
4. When you land on the ladder square, practice orally the expressions: "I go up" / "I go down".
5. Respect your turn!
6. Take a photo while playing or record a short video.

El joc de l'escala: Vehicles

1. Joga al joc de l'escala de l' **Annex 1** amb la família, necessitaràs, a més, un dau i algunes fitxes.
2. Quan llencis el dau, mou la teva fitxa **comptant en veu alta** i **nomena el vehicle** al què arribes.
3. Les caselles amb escala funcionen en dues direccions: cap amunt i cap avall.
4. Quan arribis a la casella on hi hagi un escala, practica oralment les expressions "I go up" / "I go down".
5. Respecta el teu torn!
6. Fes-te una foto jugant o grava un petit vídeo.

**REMEMBER!**

Name: _____

Group: _____

PROPOSAL 2: Role-play: I am a travel agent!



Create your own travel brochure and role-play as a travel agent:


- Complete the template from **Annex 2**:
 - Choose a place (island/mountain /jungle) and make a picture.
 - Draw the weather items (sunny, rainy...)
 - Paint, cut out and stick the needed vehicles to get there and what you need to take.
- Cut out and fold as a travel brochure the template.
- Explain the brochure to your family reproducing a similar script to some of the given ones.
- Take a photo or record a short video showing and explaining your brochure.





Actuació: Soc un agent de viatge!

- Completa la plantilla de **l'Annex 2**:
 - Tria un lloc (illa / muntanya / selva) i fes un dibuix.
 - Dibuixa els elements climàtics (solejat, plujós...).
 - Pinta, retalla i enganxa els vehicles necessaris per arribar-hi i allò que necessites portar.
- Retalla i plega la plantilla a mode de tríptic publicitari.
- Explica a la teva família el fulletó reproduint un guió similar a algú dels donats.
- Fes-te una foto o grava un petit vídeo mostrant i explicant el teu fulletó.

POSSIBLE SCRIPTS:

Hello travellers! I am / My name is ... (name)
<ul style="list-style-type: none"> - I recommend you an island - You can go by boat, by plane... - The weather is hot and sunny. - Take a swimsuit!

Goodbye!

Hello travellers! I am / My name is ... (name)
<ul style="list-style-type: none"> - I recommend you a jungle - You can go by bus, by plane... - The weather is hot and rainy. - Take binoculars!

Goodbye!








Hello travellers! I am / My name is ... (name)
<ul style="list-style-type: none"> - I recommend you a mountain - You can go by car, by train... - The weather is cold and snowy. - Take skis!

Goodbye!

Escriu el teu nom

VEHICLES

WEATHER

IMPORTANT TO TAKE:



Fes un dibuix

Escriu: ISLAND/JUNGLE/MOUNTAIN