



Name: _____

Group: _____

JOBS



REVIEW & PRACTICE:



* Es recomana que els alumnes manipulin les targetes (es poden retallar)



* Per comprovar la pronunciació en anglès (diccionari Oxford) de cada paraula, podeu escriure-la al Google al darrera de **define:** / Exemple: [define: teacher.](#)

Name: _____


Group: _____



Let's join Daisy, Robin and mouse on this train ride adventure!

Click on the image ⇒
(Cliqueu sobre la imatge)

* Per practicar oralment:
All aboard! / Blow the whistles / Let's go!



Daisy, Robin and me. S (starter) – Watch – U5
Oxford University Press



What does a farmer do? Let's check it while singing this song!



⇐ Click on the image
(Cliqueu sobre la imatge)

The Farmer In The Dell | Kids Songs
Super Simple Songs

Name: _____

Group: _____

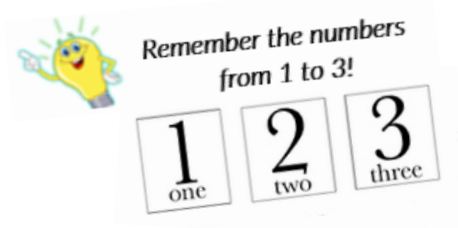
Choose and do, at least, 1 from the 2 following proposals.

Tria i fes, com a mínim, una de les dues propostes següents.

PROPOSAL 1: Jobs' dice.



1. Cut out and assemble the Jobs' dice from **Annex 1**.
2. Play rolling the dice. Say out loud the numbers (1, 2, 3) and the jobs (teacher, doctor, postman) that appears in the sides.
Example: "Number 1 teacher..."
3. Take a photo while playing or record a short video.



Dau dels oficis

1. Retalla i munta el dau dels oficis de **l'Annex 1**.
2. Joga a tirar el dau. Digues en veu alta els números (1,2,3) i els oficis (teacher, doctor, postman) que apareixen als costats. Per exemple: "Number 1 teacher..."
3. Fes-te una foto jugant o grava un petit vídeo.

PROPOSAL 2: Stick puppets (Jobs)




1. Paint and cut out the faces and hats you like the most from **Annex 2**.
2. Draw the feelings on them: happy / sad.
3. Stick them on wood sticks / colour pencils / straws...
4. Play with the puppets and practice simple sentences like: "I am a happy doctor; I am a sad postman..."
5. Take a photo while playing or record a short video.



Titelles de pal (Oficis)

1. Pinta i retalla les cares i els barrets que més t'agraden de **l'Annex 2**.
2. Dibuixa les emocions en elles: feliç, trist/a.
3. Pega'ls en palets de fusta / en llapisos de colors / en canyetes...
4. Joga amb les titelles i practica frases senzilles com: "I am a happy doctor; I am a sad postman..."
5. Fes-te una foto jugant o grava un petit vídeo.

ANNEX 1



ANNEX 2

