

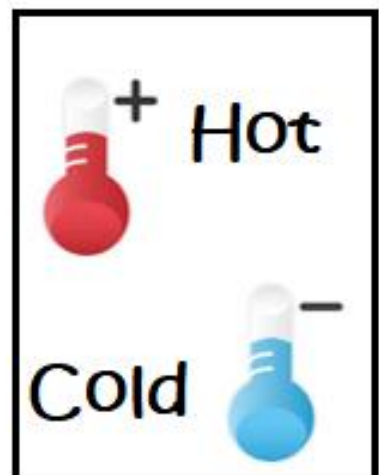

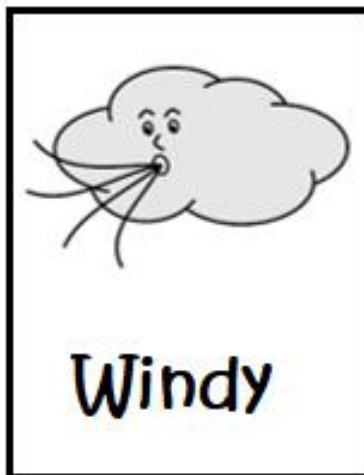

Name: \_\_\_\_\_

Group: \_\_\_\_\_

# Weather



## REVIEW & PRACTICE:



Name: \_\_\_\_\_

Group: \_\_\_\_\_



How's the weather today? Let's check it together!

(Click on the image)




How's the Weather?  
Super Simple Songs – YouTube



Digital games.

**Listening Memory Game**  
Click on the image



(Only for computer)

**Match the word**  
Click on the image

Weather 1

sunny cloudy raining cold hot  
snowing stormy windy



(For computer and Android)

Name: \_\_\_\_\_

Group: \_\_\_\_\_

Choose and do, at least, 1 from the 2 following proposals.

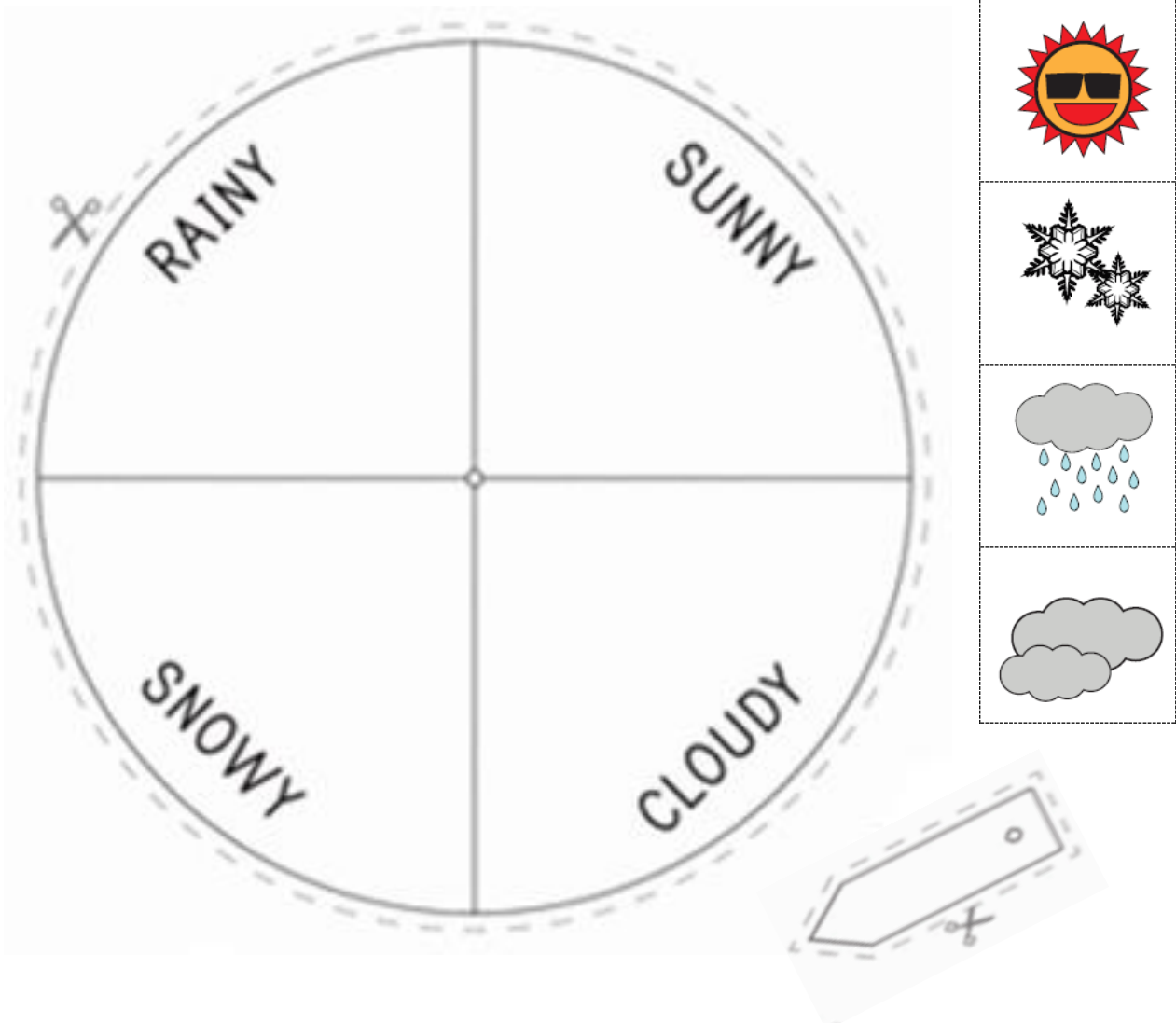
*Tria i fes, com a mínim, una de les dues propostes següents.*



### PROPOSAL 1 – Weather wheel

1. Build your own Weather wheel.
2. Practice the following expressions with your family:  
"It's .... snowy /rainy/ sunny / cloudy"
3. Take a photo while playing or record a short video.

1. Construeix la teva pròpia roda del Temps.
2. Practica les següents expressions amb la família:  
"It's .... snowy /rainy/ sunny / cloudy"
3. Fes-te una foto jugant o grava un petit vídeo.



Name: \_\_\_\_\_

Group: \_\_\_\_\_



## PROPOSAL 2 - Role-play: Weather forecast

Set up a dramatic play to perform a meteorologist:

1. Take the flashcards that you need from the first page of the proposal.
2. Dress-up according to the weather you are going to explain.  
See Annex 1.
3. Record a short video of yourself reproducing orally a script similar to the example below and pointing your clothes.

*Prepara una actuació on facis de noi o noia dels temps:*

1. Agafa les targetes que necessiteu de la primera pàgina de la proposta.
2. Disfressat segons el clima que explicaràs. Vegeu Annex 1.
3. Grava un petit vídeo reproduint oralment un guió similar al de l'exemple i assenyala la teva roba.

Example:








<b>Hello!</b> <i>I am / My name is ... (name)</i>
<ul style="list-style-type: none"><li>- <i>Today is sunny and hot. I am wearing sunglasses.</i></li><li>- <i>Today is rainy. I am wearing an umbrella.</i></li><li>- <i>Today is cloudy and cold. I am wearing a scarf.</i></li><li>- ...</li></ul>
<b>Goodbye!</b>

← Presentació

← Argument. Depèn de la teva predicció.

← Acomiadament

# Annex 1. Clothes according to weather

WEATHER	CLOTHES
<p><b>SUNNY / HOT</b></p>  	<p>Sunglasses </p>
	<p>Sandals </p>
	<p>T-shirt </p>
<p><b>RAINY</b></p> 	<p>Umbrella </p>
	<p>Rainboots </p>
<p><b>SNOWY / COLD</b></p>  	<p>Sweater </p>
	<p>Scarf </p>
	<p>Snow hat </p>
	<p>Gloves </p>