

1 Find these numbers in the picture. Circle and write.



- a) one hundred _____
- b) five thousand four hundred _____
- c) one hundred and ninety _____
- d) seventy _____
- e) one thousand _____
- f) two hundred and fifty-eight _____
- g) four hundred and eighty-eight _____
- h) two hundred and eighty-six _____


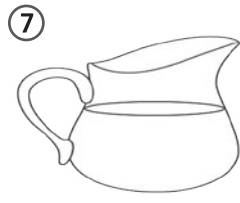

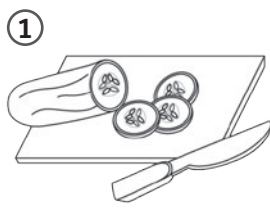
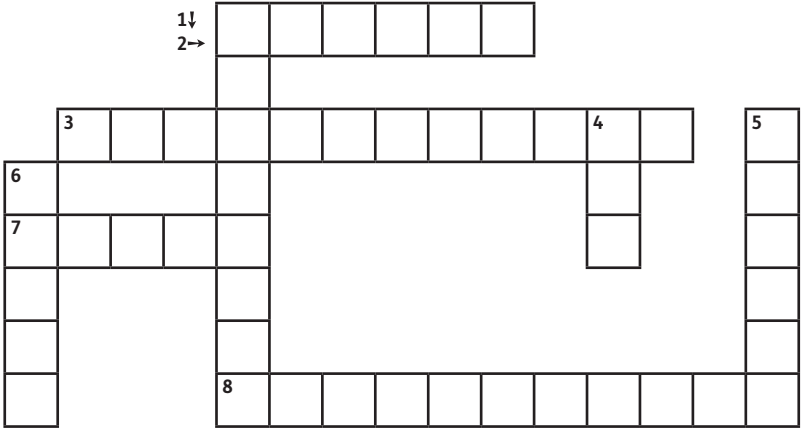
2 Read the Maths sums. Write and find the answers.

+ plus - minus

- a) Three hundred plus forty-six = 346
- b) Sixty-five minus twelve = _____
- c) Nine hundred and ninety-nine plus one = _____
- d) Eight hundred and fifty minus twenty = _____
- e) One hundred and eighty-six plus one hundred and eleven = _____
- f) Ninety minus fifty = _____
- g) Four hundred plus five hundred = _____
- h) Seven hundred and fifty-two minus five hundred and sixty-three = _____

0	1	3	2	9	7
8	8	4	2	1	5
3	9	6	5	0	3
0	0	5	4	0	8
5	3	0	9	0	0

1 Complete the crossword.




2 Look and write.

strawberry chilli pizza sandwich fish cake



(hot)
This chilli is
the hottest.



(tall)



(long)



(big)




(small)



(good)

Pancakes

1 Look at the ingredients and match.




- 100g
- 2
- 300ml
- 1 tablespoon
- a little
- salt
- flour
- oil
- eggs
- milk

2 Look and complete.


cook Mix Add Mix a little milk cook tablespoon



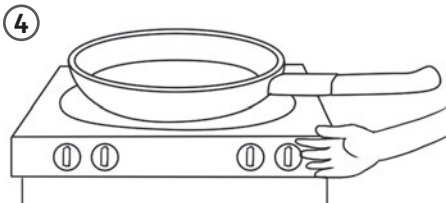
(1) Mix 100g flour and (2) _____ salt.



(3) _____ 2 eggs, a quarter of the milk and 1 (4) _____ of oil.




(5) _____. Then slowly add the rest of the (6) _____.



Heat a frying pan.



Pour in some of the pancake mixture and (7) _____ for 30 seconds.




Toss the pancake over and (8) _____ for another 30 seconds.

3 Complete the pancake with your own toppings. Draw your pancake and write.



raspberries sugar lemon cheese ham cream
chocolate ice cream sweetcorn

1 Look and write.



- 1 _____
- 2 _____
- 3 _____
- 4 _____
- 5 _____
- 6 _____
- 7 _____
- 8 _____
- 9 _____
- 10 _____

2 Look and write another sentence that means the same.



- a) It's her laptop.
- b) It's hers.



- a) It's your memory stick.
- b) It's yours.




- a) They're his avatars.
- b) _____



- a) _____
- b) They're mine.




- a) It's their tablet.
- b) _____



- a) _____
- b) It's his.


3 Draw and write.

1 Draw an avatar for you.

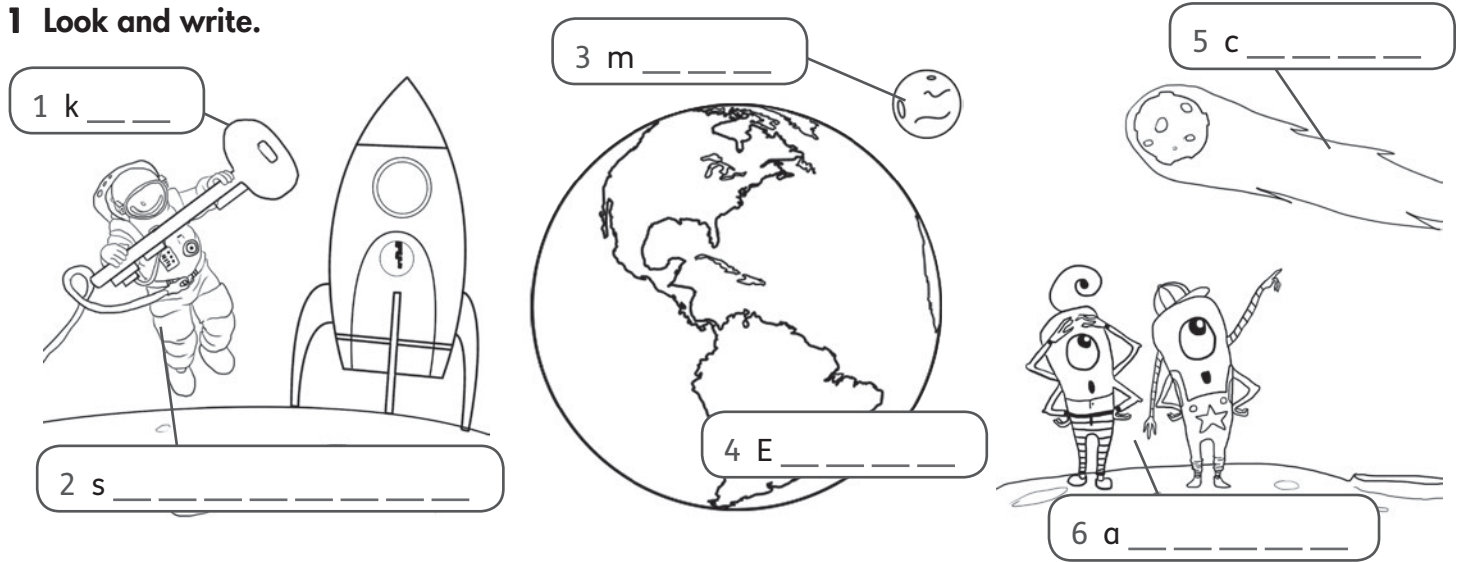


This is _____.

2 Draw your perfect mobile phone.



1 Look and write.



2 Look and write A or B. Then write full sentences.

1 She used a ladder to get to the tree house.

2 They used a book to learn about aliens.

3 She used a barbecue to cook fish.

4 He used headphones to listen to music.

5 _____

6 _____



A

—

—

B

A



3 What do you use these things for? Look and write.



I use _____





1 Complete the crossword.

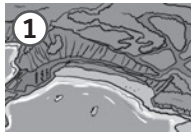
1 b e a u t i f u l

3

6

8

10



2 Look and tick ✓ True or False. Then correct the false sentences.



1 A tablet is more expensive than a laptop.

T F

A laptop is more expensive than a tablet.



2 A bear is more dangerous than a giraffe.

T F



3 A telephone is more modern than a mobile phone.

T F



4 London is more famous than Southampton.

T F



5 Reading a book is less relaxing than a Maths test.

T F

3 Compare your town (or area where you live) and London.

- 1 expensive I think London is _____.
- 2 boring _____
- 3 historical _____

1 Look and write.

shy confident kind nervous embarrassed selfish



- 1 He's _____.
- 2 She's _____.
- 3 _____.
- 4 _____.
- 5 _____.
- 6 _____.

2 Choose. Order and write.

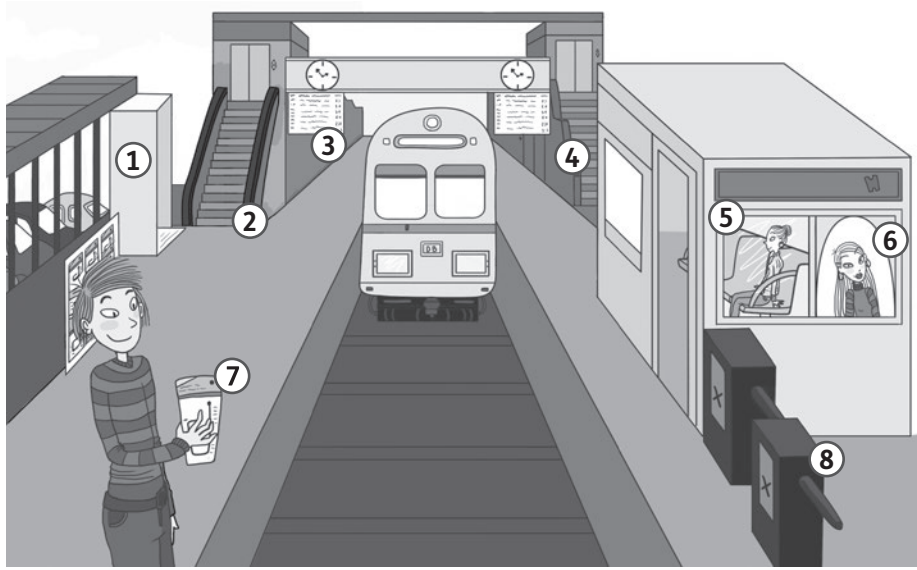
1	a spider a crocodile a snake a lion	A _____	is / animal / most / the / dangerous <u>is the most dangerous animal.</u>
2	Lionel Messi Cristiano Ronaldo Luis Suarez Gareth Bale	_____	footballer / famous / most / the / is _____
3	a laptop a mobile phone a tablet a memory stick	_____	the / expensive / is / most / equipment _____
4	abseiling table tennis kitesurfing fishing	_____	interesting / the / most / activity / is _____
5	Guggenheim Museum Alhambra Casa Batlló Torre Agbar	_____	is / most / modern / the / building _____

3 Look and answer. In your class at school ...

- | | |
|--------------------------------------|---------------------------------------|
| 1 Who is the most generous?
_____ | 3 Who is the least selfish?
_____ |
| 2 Who is the least nervous?
_____ | 4 Who is the most confident?
_____ |

1 Look and write.

exit stairs ticket office waiting room departures board timetable entrance escalator



- 1 _____
- 2 _____
- 3 _____
- 4 _____
- 5 _____
- 6 _____
- 7 _____
- 8 _____

2 Look and write.


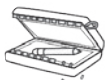


need to needs to don't need to doesn't need to



- 1 She _____ use the lift.
- 2 They _____ buy tickets.
- 3 I _____ type my password.
- 4 He _____ run!
- 5 They _____ sit down.
- 6 He _____ use the stairs.

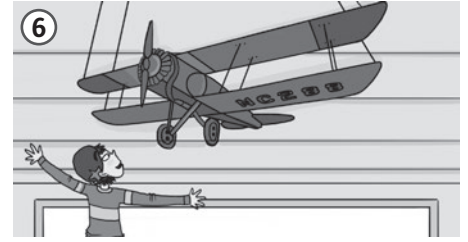

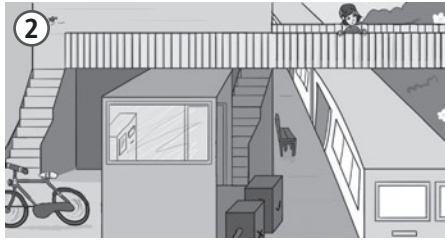
3 What do you need to do now? Write sentences using *need to* or *don't need to*.

- 1 _____
- 2 _____
- 3 _____
- 4 _____


 eat my lunch
 buy a new pencil case
 have a drink
 use a calculator

1 Where is Jim? Look and complete.

below through outside above in front of inside



2 Look at the picture and find six problems. Circle the correct answer.



- 1 They **must** / **mustn't** play football in the street.
- 2 She **must** / **mustn't** stop at the traffic lights.
- 3 She **must** / **mustn't** wear a helmet.
- 4 He **must** / **mustn't** wear headphones.
- 5 He **must** / **mustn't** use a mobile phone.
- 6 They **must** / **mustn't** use the zebra crossing.

3 Think of some other road safety rules. Design a poster to tell people about them.

Be safe on the roads!

✓ You must ...

✗ You mustn't ...

1 Look, find and write.

m	b	a	f	s	t	e	d	t	f	m	k	a
a	b	c	o	d	w	o	r	e	g	e	h	t
d	o	t	u	f	r	h	j	b	k	t	g	e
e	u	l	n	g	o	g	x	a	n	m	f	z
g	g	h	d	g	t	f	c	b	a	w	d	e
f	h	j	l	e	e	r	v	v	s	e	q	d
e	t	h	s	d	d	e	d	r	a	n	k	w
w	o	n	o	h	j	j	k	l	t	t	e	h
d	g	e	d	s	a	i	d	i	u	y	t	a
s	a	w	s	b	e	c	a	m	e	e	r	d

- buy - bought
- see - _____
- eat - _____
- drink - _____
- find - _____
- go - _____
- win - _____
- wear - _____
- write - _____
- say - _____
- have - _____
- meet - _____
- make - _____
- become - _____

2 Look and write questions and answers.

water a sandwich a rucksack mountains



- 1 Where did he go?
He went _____.
- 2 What did he eat?

- 3 What did he drink?

- 4 What did he wear?

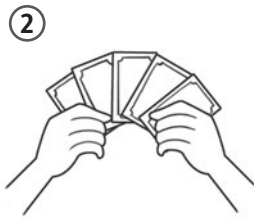


- 5 Where _____?
She went to the beach.
- 6 _____
She ate an ice cream.
- 7 _____
She drank tea.
- 8 _____
She wore sunglasses.

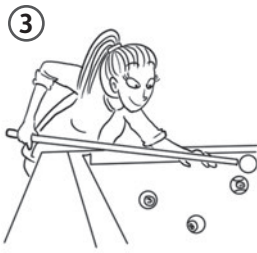
1 Look and write.



roller skating



p _____
c _____



p _____
p _____



s _____



m _____ a
s _____



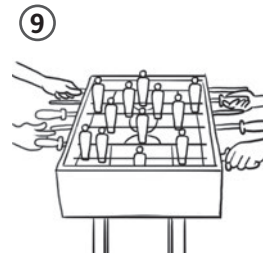
r _____ a
m _____



d _____
c _____
a _____



p _____
b _____
g _____



p _____
t _____
f _____



w _____ a
f _____

2 Read and write the names.

Lucy Ed Lisa Victoria



- 1 What was Lucy doing?
She was making a snack.
- 2 What were Ed and Lisa doing?
They were playing a board game.
- 3 What was Victoria doing?
She was reading a magazine.






3 Look, find and write the names on the picture in Activity 2. Then answer the questions.

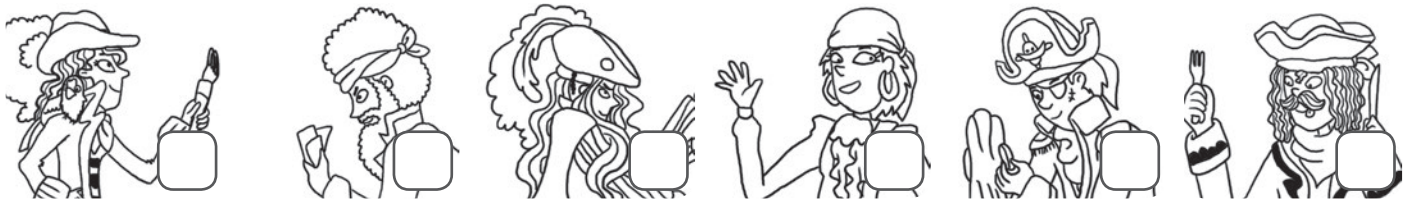
- 1 What was Suzy doing? _____
- 2 What was Matthew doing? _____
- 3 What was Tim doing? _____

1 Write the questions. Which pirate  is the captain? Tick the correct picture.




- 1 eat fish Were you eating fish?
- 2 play cards _____
- 3 paint the ship _____
- 4 talk to a man _____
- 5 clean treasure _____


-  No, I wasn't.
-  No, I wasn't.
-  No, I wasn't.
-  No, I wasn't.
-  No, I wasn't.




2 Look again and answer the questions.

- 1  Was she painting the ship?

- 2  Was he fishing?

- 3  Was he cleaning the treasure?

- 4  Was she talking to a man?

3 Read and answer the questions.

Yes, I was. No, I wasn't.

- At 7pm yesterday evening ...
- 1 Were you watching TV? _____
 - 2 Were you eating dinner? _____
 - 3 Were you playing a game? _____

1 Look and write.

director ~~photographer~~ hairdresser camera operator clothes designer dancer



1 photographer
 2 _____
 3 _____

4 _____
 5 _____
 6 _____

2 What job will Derek do? Write the questions.

- 1 TV studio / Will / you / ? / work / a / in
Will you work in a TV studio?
- 2 use / Will / ? / you / a / camera

- 3 Will / you / ? / scissors / use

- 4 computer / Will / you / ? / a / use

- Yes, I will.
- No, I won't.
- No, I won't.
- Yes, I will.



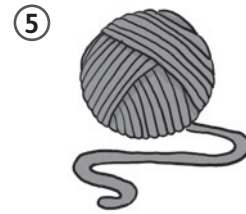
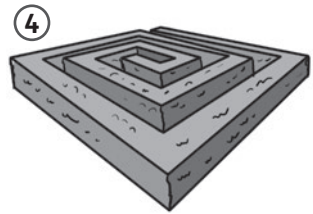



Derek will be a _____.

3 What job will you do? Answer the questions.

- 1 Will you work in a TV studio? _____
- 2 Will you work outside? _____
- 3 Will you wear a uniform? _____

I'll be a _____.


1 Complete the crossword.



2 Look and write.

make make play wear

new dress piænə pizza snack



① I'll play the piano.

③ _____

② _____

④ We'll _____

3 Write sentences about these family members.

make sing play wear

snack songs headphones cards



① He'll _____

③ _____

② _____

④ _____

1 Look and write the nationality of each child.



2 Look and complete.

has have listen collect see visit write climb

Hannah and Luke have been inter-railing.



- 1 Hannah has seen a comet
- 2 They _____ the Alhambra.
- 3 Luke _____ a diary.
- 4 They _____ the Eiffel Tower.
- 5 Luke _____ to an Italian opera.
- 6 Hannah _____ lots of train tickets.

3 Read and answer.

Yes, I have. / No, I haven't.

- 1 Have you ever been to France?

- 2 Have you ever seen an elephant?


- 3 Have you ever made a pizza?

- 4 Have you ever won a competition?

- 5 Have you ever visited a planetarium?

- 6 Have you ever played pool?

1 Look and complete.



I use my (1) _____ every day. Sometimes I use it to do my homework, but today I'm talking to my friend Julia. We're using a (2) _____ so we can see each other, and (3) _____ to hear. I've got some photos on a (4) _____ and I'm going to upload them so Julia can see them too. Sometimes I text my friends on my (5) _____. I've got an (6) _____ of a cat! We use a lot of (7) _____ when we write texts.

2 Write sentences.



(~~x~~ his) It isn't his laptop.
It's hers.



(~~x~~ my) _____




(~~x~~ her) They



(~~x~~ your) _____



(~~x~~ our) _____



(~~x~~ her) _____


3 Complete the table.







my	_____	_____	her	our	_____
<u>mine</u>	yours	his	_____	_____	theirs

1 Look and write. Use the past tense.

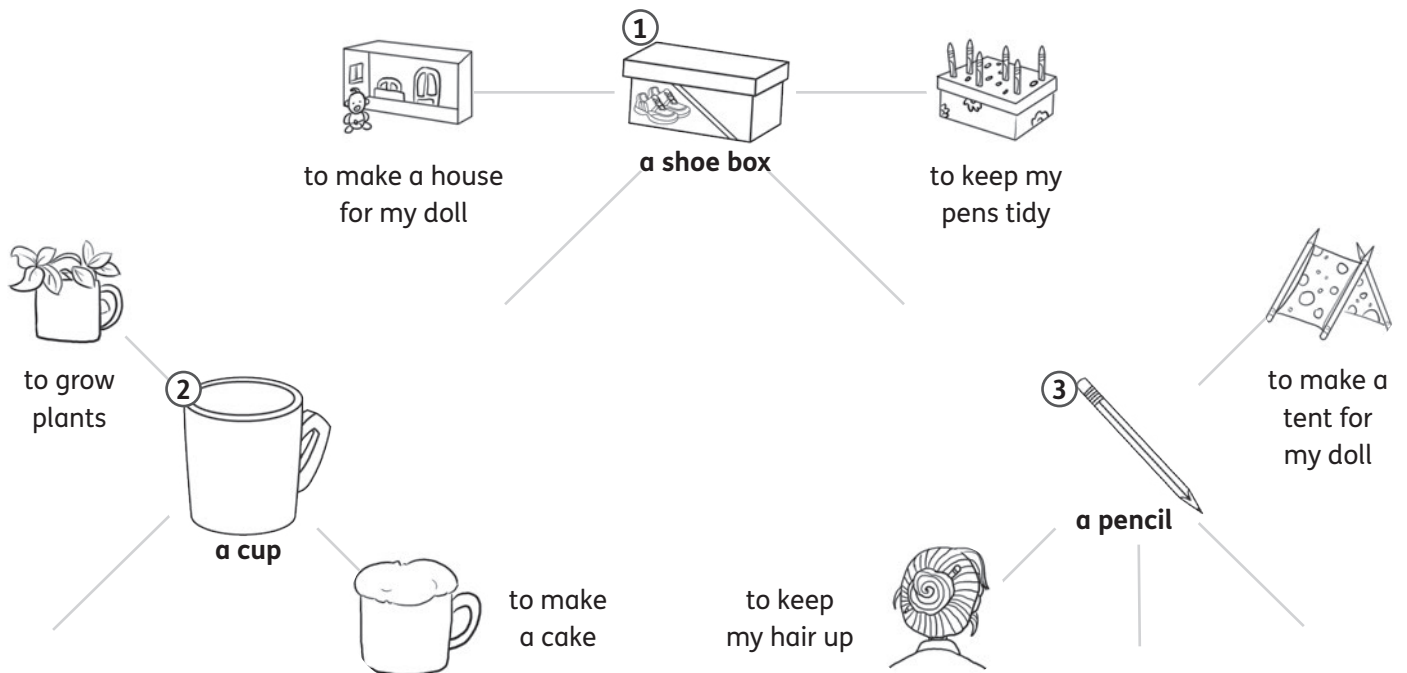
book campfire pencil headphones
mobile phone ladder

aliens fish tree house
picture photo music




- 1  She used a ladder to get to the tree house.
- 2  They _____.
- 3  _____.
- 4  _____.
- 5  _____.
- 6  _____.

2 Look and think of some more uses for each item.



1 Complete the crossword.



- 1 That bird has got _____ blue and green feathers.
- 2 I don't want to go into the wood! It's _____!
- 3 This ring is very _____. Look, it costs €100!
- 4 This bridge is very _____, look there's a big hole in it!
- 5 This castle is very _____. Look, the date here says 1380. Wow!
- 6 This TV programme is very _____. Let's play a game instead.
- 7 There wasn't a shopping centre here last year. This one is very _____.
- 8 David Beckham is a _____ football player.
- 9 There are lots of people here. It's very _____.
- 10 I think reading a book is a very _____ activity.

2 Look and write.



(expensive)

A tablet is _____ than a _____.



(dangerous)



(modern)



London / Southampton

(famous)




(relaxing)

reading a book / _____
doing a test

3 Compare your town (or area where you live) and London. Choose three adjectives from Activity 1 and write three sentences.

- 1 My town _____.
- 2 _____
- 3 _____

1 Look and write.



- 1 Who is the most confident?

- 2 Who is the most generous?

- 3 Who is the most embarrassed?

- 4 Who is the most nervous?

- 5 Who is the most selfish?

2 Answer the questions. Use a word from the box or your own answer.

- 1 a spider a crocodile
a snake a lion
- 2 Lionel Messi
Cristiano Ronaldo
Luis Suarez
Gareth Bale
- 3 a laptop
a mobile phone
a tablet
a memory stick
- 4 abseiling
table tennis
kitesurfing fishing
- 5 Guggenheim Museum
Alhambra Casa Batlló
Torre Agbar

- Which is the most dangerous animal?
A _____ is the most dangerous animal.
- Who is the most famous football player?

- Which is the least expensive equipment?

- Which is the least interesting activity?

- Which is the most modern building?

3 Read and answer.

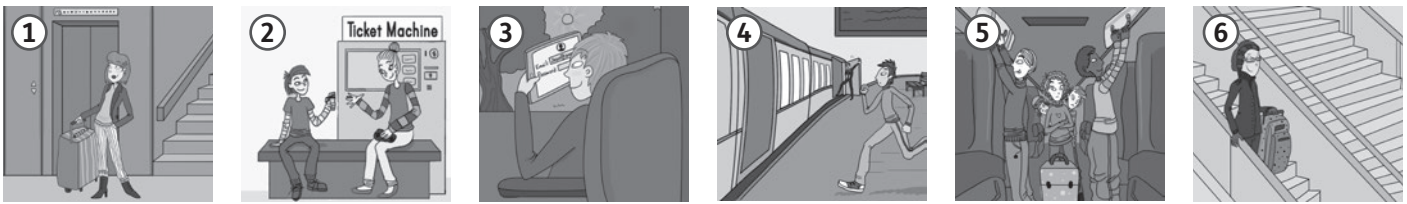
- 1 Who is the most generous person you know?

- 2 Who is the most confident person you know?

1 Look and write.


needs to need to doesn't need to
don't need to

run ~~use the lift~~ buy tickets sit down
type the password use the stairs



- 1 *She needs to use the lift.*
- 2 *They* _____.
- 3 _____.
- 4 _____.
- 5 _____.
- 6 _____.

**2 Ben is going on holiday. What does he need to take?
He needs to buy one thing – what is it? Look and write.**



He needs to take

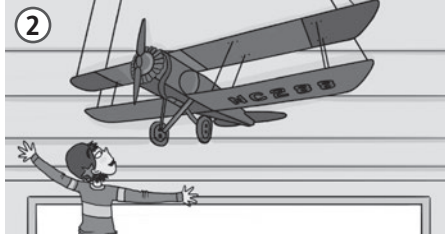
What does he need to buy?

1 Yesterday, Peter went to London. Look and complete.

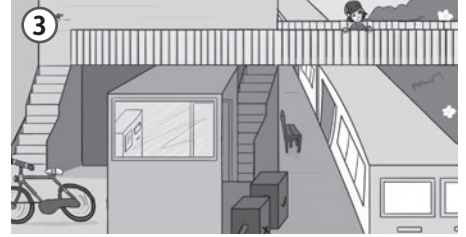
below through inside in front of above outside



He walked _____ the train station.



He was _____ the aeroplane!



He was _____ the train.



He went _____ a tunnel.



He was _____ the train.




He was _____ the museum.

2 Look at the picture and find six road safety problems. Write.

use wear wear
play stop use

a helmet a mobile phone headphones
football in the street ~~at the traffic lights~~ zebra crossing



- 1 *She must stop at the traffic lights.*
- 2 _____
- 3 _____
- 4 _____
- 5 _____
- 6 _____

3 Think and write two more road safety rules.

- 1 *You must* _____.
- 2 _____

1 Look and write.



1 They visited the planetarium.




2 He _____



3 _____



4 _____



5 _____



6 _____

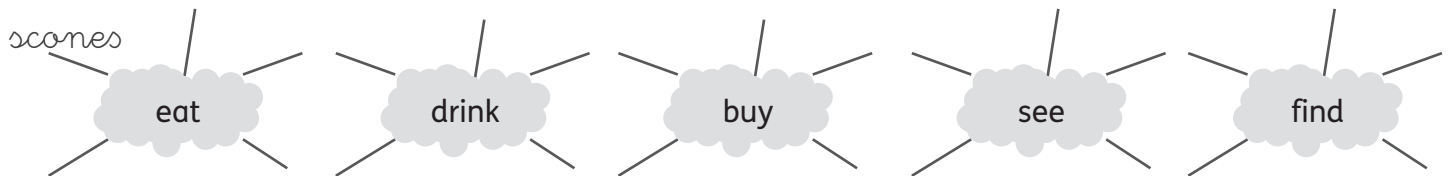
2 Complete. Then read again and tick the two correct pictures that show Susan's day.

Susan (1) (✓ go) _____ to an outdoor cinema with her mum. They (2) (✓ see) _____ an exciting film. Susan (3) (✗ eat) _____ any scones. She (4) (✓ drink) _____ a cup of hot chocolate.

At the end, she (5) (✗ buy) _____ a T-shirt, but she (6) (✓ find) _____ a girl's hat and she (7) (✓ make) _____ a new friend!



3 Complete the word spiders. Then write about what you did and didn't do last weekend.



- 1 eat I _____
- 2 drink _____
- 3 buy _____
- 4 see _____
- 5 find _____

1 Look and find the past simple form of these verbs. Then write them in the table.

a	t	w	e	r	w	g	w	h	i	p
w	a	t	c	h	e	d	o	j	y	p
b	r	d	l	g	n	o	r	e	t	l
o	e	e	i	h	t	l	e	d	r	a
u	d	y	m	j	f	o	u	n	d	y
g	a	g	b	e	q	w	e	a	t	e
h	w	f	e	a	w	r	o	t	e	d
t	s	e	d	k	l	h	j	e	v	v
s	a	i	d	d	f	g	e	d	c	b
e	d	d	w	a	l	k	e	d	x	n
b	c	s	a	z	d	r	a	n	k	m


say watch play wear climb write
buy walk eat drink find go

Regular	Irregular
	said

2 Look and write the questions. Then look again and put the pictures in the order they happened.




Where did she go?
She went to the beach.



What did she _____?
She ate an ice cream.




_____?
She drank a hot chocolate.



_____?
She wore sunglasses.



_____?
She found a shell.



_____?
She bought a postcard.

3 Answer the questions.

- What did you eat for lunch yesterday?




- Where did you go on holiday last year?

- Who did you see this morning?

1 Label the pictures. Then look again and find the odd one out.

①    

_____ is the odd one out.


②   

_____ is the odd one out.

③    


_____ is the odd one out.


2 Read and find Lucy, Ed, Lisa and Victoria. Write their names on the picture.



- 1 What was Lucy doing?
She wasn't playing a game.
She was inside the house.
- 2 What were Ed and Lisa doing?
They weren't drinking juice.
They were sitting down.
- 3 What was Victoria doing?
She wasn't wearing a helmet.
She was outside.

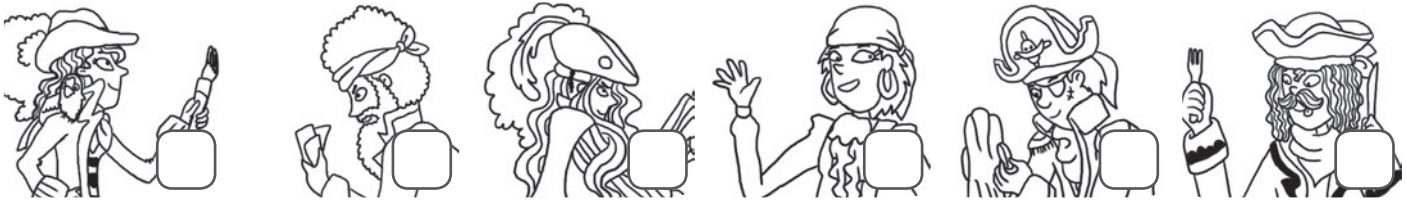
3 Look at the picture again and write two sentences about the other children.






1  What was Suzy doing?
 ✗ She wasn't _____.
 ✓ She was _____.

3  What was Tim doing?
 ✗ _____
 ✓ _____





2  What was Matthew doing?
 ✗ _____
 ✓ _____

1 Write the questions and answers. Which pirate  is the captain? Tick the correct pirate.



- 1 (eat fish) Were you _____ ?  No, _____
- 2 (play cards) _____  _____
- 3 (paint the ship) _____  _____
- 4 (talk to a man) _____  _____
- 5 (clean treasure) _____  _____

2 Look at the picture in Activity 1 again and complete.

- 1  Was she painting the ship? _____
- 2  Was _____ ?
No, he wasn't.
- 3  Was he playing cards with some pirates? _____
- 4  _____ ?
Yes, she was.

3 What were you doing yesterday ...

- 1 ... at 8am? I was _____.
- 2 ... at 1pm? _____
- 3 ... at 4pm? _____
- 4 ... at 8pm? _____

1 Classify the jobs in the table.

	actor	builder	camera operator	police officer	artist	scientist	teacher	musician	
engineer	Jobs which use a machine or computer		Jobs where you usually work outside		Jobs where you entertain people		Jobs where you talk to people		journalist firefighter
designer	camera operator								
clothes	photographer	singer	waiter	cook	director	writer	hairdresser	gardener	

2 Look and write the questions and answers.



- 1 Will he be a photographer? _____
- 2 _____ No, he won't.
- 3 _____ Yes, he will.
- 4 Will she be a director? _____
- 5 _____ Yes, she will.
- 6 Will she be a dancer? _____

3 Write about the job you will have. Answer the questions.

I'll be a _____.

- 1 Will you work outside?

- 2 Will you wear a uniform?

- 3 Will you use a camera?

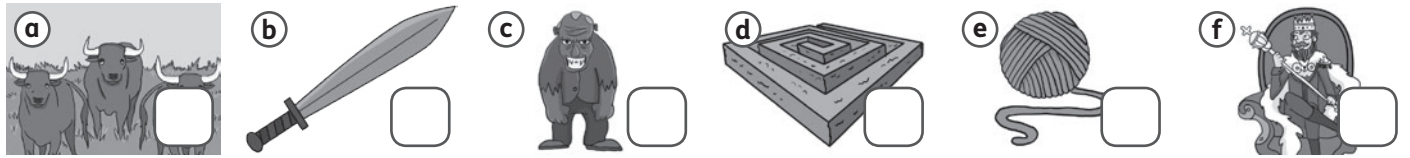
- 4 Will you drive a car or van?

- 5 Will you work in a theatre?

- 6 Will you love your job?

1 Read and write. Then match.


- 1 They are large black animals with two horns. b _____
- 2 It's a tool made of metal. It's used for fighting. a s _____
- 3 The man who is ruler of a country. a k _____
- 4 A scary creature that isn't real. a m _____
- 5 Something you use to tie up a parcel or packet. s _____
- 6 A place where you have to find your way out. a m _____







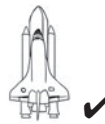

2 Look and write statements about Elena.

Elena is an astronaut. She is talking to Class 6 about her job and her next trip into space.

see aliens
 travel in a big spaceship
 fly to the moon
 wear a space suit
 write emails sleep in a bed



- ①  She will wear a spacesuit.
- ②  _____
- ③  _____

- ④  _____
- ⑤  _____
- ⑥  _____

3 What do you think will happen in the future? Write. Use We will / won't ...

- 1 live on the moon _____
- 2 make friends with aliens _____
- 3 find a new planet _____
- 4 build faster spaceships _____

1 Look and write sentences using the present perfect.



collect see visit climb
listen write

the Eiffel Tower a comet
an Italian opera the Alhambra
train tickets a diary



Hannah



They



Luke







2 Read and answer.

Yes, I have. / No, I haven't.

- 1 Have you ever been to France? _____
- 2 Have you ever been to Germany? _____
- 3 Have you ever watched a British film? _____
- 4 Have you ever cooked Spanish paella? _____

3 Write sentences about things you have and haven't done in your life.

- 1 I've _____.
- 2 I haven't _____.
- 3 _____.
- 4 _____.

Starter Reinforcement 1

1 Find these numbers in the picture. Circle and write.

Pupils read the numbers and then find the numbers in the picture. They then write the numbers as figures.

Answers

a 100 b 5,400 c 190 d 70 e 1,000 f 258
g 488 h 286

2 Read the Maths sums. Write and find the answers.

Pupils read the numbers and do the sums. They then find the figures in the number wordsearch.

Answers

a 346 b 53 c 1,000 d 830 e 297 f 40
g 900 h 189

Starter Reinforcement 2

1 Complete the crossword.

Pupils look at the pictures and write the words in the crossword.

Answers

1 cucumber 2 coffee 3 hot chocolate 4 tea
5 scones 6 icing 7 cream 8 raspberries

2 Look and write.

Pupils look at the pictures and write sentences using the word prompts and the wordpool.

Answers

- 1 This chilli is the hottest.
- 2 This sandwich is the tallest.
- 3 This fish is the longest.
- 4 This strawberry is the biggest.
- 5 This cake is the smallest.
- 6 This pizza is the best.

Starter Reinforcement 3

1 Look at the ingredients and match.

Pupils look at the picture and then match the amount in the column on the left with the ingredient in the column on the right.

Answers

100g – flour
2 – eggs
300ml – milk
1 tablespoon – oil
a little – salt

2 Look and complete.

Pupils complete the sentences using the wordpool for reference.

Answers

1 Mix 2 a little 3 Add 4 tablespoon 5 Mix
6 milk 7 cook 8 cook

3 Complete the pancake with your own toppings. Draw your pancake and write.

Answers

Pupils' own answers.

Unit 1 Reinforcement Lesson 2

1 Look and write.

Pupils look at the picture and identify the ten numbered objects, and write them on the lines.

Answers

1 webcam 2 laptop 3 headphones 4 email address
5 password 6 tablet 7 memory stick 8 mobile phone
9 avatar 10 emoji

2 Look and write another sentence that means the same.

Pupils look at the picture and read the first sentence. They then write another sentence using either the possessive pronoun or the possessive adjective.

Answers

- 1 It's hers.
- 2 It's your memory stick.
- 3 They're his.
- 4 They're my headphones.
- 5 It's theirs.
- 6 It's his mobile phone.

3 Draw and write.

Pupils read the instructions and draw the item. They then write a sentence about it.

Answers

Pupils' own answers.

Unit 1 Reinforcement Lesson 6

1 Look and write.

Pupils look at the pictures and complete the word labels with the correct spelling.

Answers

1 key 2 spaceship 3 moon 4 Earth 5 comet
6 aliens

2 Look and write A or B. Then write full sentences.

Pupils look at the two pictures, read the sentence and decide which picture shows that particular sentence, and write A or B. For numbers 5 and 6, pupils look at the picture specified and write a sentence about the child in that picture.

Answers

- 1 A 2 A 3 B 4 A
- 5 He used a tablet to draw a picture.
- 6 She used a mobile phone to take a photo.

3 What do you use these things for? Look and write.

Pupils look at the object and write a sentence about what they use the item for.

Answers

Pupils' own answers.

Unit 2 Reinforcement Lesson 2

1 Complete the crossword.

Pupils look at each picture, and write the word in the crossword.

Answers

- 1 beautiful 2 frightening 3 expensive 4 dangerous
5 historical 6 boring 7 modern 8 famous
9 crowded 10 relaxing

2 Look and tick ✓ *True or False*. Then correct the false sentences.

Pupils read the statements and look at the pictures. They decide if the statements are true or false and tick the relevant box. They then rewrite the false sentences.

- False. A laptop is more expensive than a tablet.
- True
- False. A mobile phone is more modern than a telephone.
- True
- False. Reading a book is more relaxing than a Maths test.

3 Compare your town (or area where you live) and London.

Pupils look at the adjective prompt and write sentences comparing their own area with London.

Answers

Pupils' own answers.

Unit 2 Reinforcement Lesson 6

1 Look and write.

Pupils look at the picture and write sentences about the children, using the wordpool for reference.

Answers

- He's shy.
- She's selfish.
- He's kind.
- She's nervous.
- She's embarrassed.
- He's confident.

2 Choose. Order and write.

Pupils unjumble the words to make superlative sentences. They then choose an item from the wordpool (or an idea of their own) to complete the sentences.

Answers

Pupils' own answers.

- ... is the most dangerous animal.
- ... is the most famous footballer.
- ... is the most expensive equipment.
- ... is the most interesting activity.
- ... is the most modern building.

3 Look and answer. In your class at school ...

Pupils read the questions and write answers that are true for them.

Answers

Pupils' own answers.

Unit 3 Reinforcement Lesson 2

1 Look and write.

Pupils look at the numbered items in the artwork and write the words, using the wordpool for reference.

Answers

- 1 exit 2 escalator 3 departures board 4 stairs
5 waiting room 6 ticket office 7 timetable
8 entrance

2 Look and write.

Pupils look at each picture and complete the accompanying sentence with a word from the wordpool.

Answers

- She needs to use the lift.
- They don't need to buy tickets.
- I need to type my password.
- He needs to run!
- They need to sit down.
- He doesn't need to use the stairs.

3 What do you need to do now? Write sentences using *need to* or *don't need to*.

Pupils look at the pictures and wordpool. They decide whether they need to do the action right now, and write sentences.

Answers

Pupils' own answers.

Unit 3 Reinforcement Lesson 6

1 Where is Jim? Look and complete.

Pupils look at the pictures and write a preposition, using the wordpool for reference

Answers

- 1 through 2 above 3 inside 4 outside
5 in front of 6 below

2 Look at the picture and find six problems. Circle the correct answer.

Pupils look at the picture and complete the sentences.

Answers

- They mustn't play football in the street.
- She must stop at the traffic lights.
- She must wear a helmet.
- He mustn't wear headphones.
- He mustn't use a mobile phone.
- They must use the zebra crossing.

3 Think of some other road safety rules. Design a poster to tell people about them.

Pupils use the space to write and / or draw rules for road safety.

Answers

Pupils' own answers.

Unit 4 Reinforcement Lesson 2

1 Look and complete.

Pupils look at the pictures and write the missing words.

Answers

- 1 aquarium 2 cinema 3 concert 4 shells
5 restaurant 6 planetarium 7 ice skating
8 funfair 9 bowling 10 karting

2 Look and complete.

Pupils look at the pictures and complete the sentences, using the wordpool for reference.

Answers

- 1 went 2 didn't eat 3 drank 4 didn't buy
5 found 6 made

3 Write about what you did last weekend. Use *did* or *didn't*.

Pupils look at the word prompts and write sentences that are true for them.

Answers

Pupils' own answers.

Unit 4 Reinforcement Lesson 6

1 Look, find and write.

Pupils look at the infinitive of the verb, then find the past simple of the verb in the wordsearch. They circle it and write it on the line.

Answers

- | | |
|---------------|-----------------|
| buy – bought | wear – wore |
| see – saw | write – wrote |
| eat – ate | say – said |
| drink – drank | have – had |
| find – found | meet – met |
| go – went | make – made |
| win – won | become – became |

m	b	a	f	s	t	e	d	t	f	m	k	a
a	b	c	o	d	w	o	r	e	g	e	h	t
d	o	t	u	f	r	h	j	b	k	t	g	e
e	u	l	n	g	o	g	x	a	n	m	f	z
g	g	h	d	g	t	f	c	b	a	w	d	e
f	h	j	l	e	e	r	v	v	s	e	q	d
e	t	h	s	d	d	e	d	r	a	n	k	w
w	o	n	o	h	j	j	k	l	t	t	e	h
d	g	e	d	s	a	i	d	i	u	y	t	a
s	a	w	s	b	e	c	a	m	e	e	r	d

2 Look and write questions and answers.

Pupils look at the pictures and write questions and answers, using the wordpool for reference.

Answers

- 1 He went to the mountains.
- 2 He ate a sandwich.
- 3 He drank water.
- 4 He wore a rucksack.
- 5 Where did she go?
- 6 What did she eat?
- 7 What did she drink?
- 8 What did she wear?

Unit 5 Reinforcement Lesson 2

1 Look and write.

Pupils look at the pictures and write the word.

Answers

- 1 roller skating
- 2 play cards
- 3 play pool
- 4 scooting
- 5 make a snack
- 6 read a magazine
- 7 do craft activities
- 8 play board games
- 9 play table football
- 10 watch a film

2 Read and write the names.

Pupils look at the four names in the wordpool. They read the sentences about each child and label them on the artwork.

Answers




3 Look, find and write the names on the picture in Activity 2. Then answer the questions.

Pupils look at the artwork, and write the child's name on the large picture in Activity 2. They then read and answer the questions.

Answers

- 1 She was roller skating.
- 2 He was scooting.
- 3 He was playing cards.

Unit 5 Reinforcement Lesson 6

1 Write the questions. Which pirate  is the captain? Tick the correct picture.

Pupils look at the picture and write the questions using the word prompts.

Answers

- 1 Were you eating fish?
- 2 Were you playing cards?
- 3 Were you painting the ship?
- 4 Were you talking to a man?
- 5 Were you cleaning the treasure?

The captain is pirate 3.

2 Look again and answer the questions.

Pupils look at the picture of the pirate, find them in the large picture in Activity 1, and answer the questions.

Answers

- 1 Yes, she was. 2 No, he wasn't.
- 3 Yes, he was. 4 No, she wasn't.

3 Read and answer the questions.

Pupils read the questions and answer for themselves.

Answers

Pupils' own answers.

Unit 6 Reinforcement Lesson 2

1 Look and write.

Pupils look at the picture and write what each child wants to be.

Answers

- 1 photographer
- 2 director
- 3 clothes designer
- 4 camera operator
- 5 hairdresser
- 6 dancer

2 What job will Derek do? Write the questions.

Pupils write the questions in the correct word order. They then read the questions and answers again and work out which job Derek will do.

Answers

- 1 Will you work in a TV studio?
- 2 Will you use a camera?
- 3 Will you use scissors?
- 4 Will you use a computer?

Suggested answer: Derek will be a writer.

3 What job will you do? Answer the questions.

Pupils write their own preferred job, then answer questions about it.

Answers

Pupils' own answers.

Unit 6 Reinforcement Lesson 6

1 Complete the crossword.

Pupils look at the pictures and write the words in the crossword.

Answers

- 1 bulls 2 sword 3 monster 4 maze 5 string
- 6 king

2 Look and write.

Pupils look at the main picture and the head and shoulder pictures below. They identify the person/people in the large picture and look at the thought bubble around them. They write sentences about what the person/people has/have decided to do.

Answers

- 1 I'll play the piano.
- 2 I'll wear my / a new dress.
- 3 I'll make (a / some) pizza.
- 4 We'll make a snack.

3 Write sentences about these family members.

Pupils look at the family members, find them in the main picture in Activity 2 and write sentences.

Answers

- 1 He'll sing songs.
- 2 She'll wear headphones.
- 3 She'll play cards.
- 4 They'll make a snack.

Unit E Reinforcement

1 Look and write the nationality of each child.

Pupils look at the building in the background of the picture and deduce the country. They then write the child's nationality.

Answers

- 1 German 2 French 3 Italian 4 Spanish 5 British

2 Look and complete.

Pupils look at the pictures and complete the gapped sentences, using the words in the wordpool for reference.

Answers

- 1 has seen 2 have visited
- 3 has written 4 have climbed
- 5 has listened 6 has collected

3 Read and answer.

Pupils read the questions and answer for themselves.

Answers

Pupils' own answers.

Unit 1 Extension Lesson 2

1 Look and complete.

Pupils look at the picture and complete the text.

Answers

- 1 laptop 2 webcam 3 headphones 4 memory stick
5 mobile phone 6 avatar 7 emojis

2 Write sentences.

Pupils look at the pictures and write a sentence using a possessive adjective and a possessive pronoun.

Answers

- It isn't his laptop. It's hers.
- It isn't my memory stick. It's yours.
- They aren't her avatars. They're his.
- They aren't your headphones. They're hers.
- It isn't our tablet. It's theirs.
- It isn't her mobile phone. It's his.

3 Complete the table.

Pupils complete the table with the correct possessive pronoun or possessive adjective.

Answers

my	your	his	her	our	their
mine	yours	his	hers	ours	theirs

Unit 1 Extension Lesson 6

1 Look and write. Use the past tense.

Pupils look at the head and shoulder pictures and find the people in the large picture. They then write sentences about their actions, using the wordpool for reference.

Answers

- She used a ladder to get to the tree house.
- They used a book to learn about aliens.
- She used a campfire to cook (some) fish.
- He used headphones to listen to music.
- He used a pencil to draw a picture.
- She used a mobile phone to take a photo.

2 Look and think of some more uses for each item.

Pupils look at the three items and try to think of some unusual and inventive uses for the item. Pupils can write and / or draw their answers.

Answers

Pupils' own answers.

Unit 2 Extension Lesson 2

1 Complete the crossword.

Pupils read the gapped sentences and write the words in the crossword.

Answers

- 1 beautiful 2 frightening 3 expensive 4 dangerous
5 historical 6 boring 7 modern 8 famous
9 crowded 10 relaxing

2 Look and write.

Pupils look at the pictures and the word prompts, then write sentences.

Answers

- A tablet is less expensive than a laptop.
- A bear is more dangerous than a giraffe. / A giraffe is less dangerous than a bear.
- A telephone is less modern than a mobile phone. / A mobile phone is more modern than a telephone.
- London is more famous than Southampton. / Southampton is less famous than London.
- Reading a book is more relaxing than doing a test. / Doing a test is less relaxing than reading a book.

3 Compare your town (or area where you live) and London. Choose three adjectives from Activity 1 and write three sentences.

Answers

Pupils' own answers.

Unit 2 Extension Lesson 6

1 Look and write.

Pupils look at the picture and answer the questions.

Answers

- Jack
- Paul
- Sally
- Charlie
- Clare

2 Answer the questions. Use a word from the box or your own answer.

Pupils read the questions, then use a word from the box to answer the questions or use an idea of their own.

Answers

Pupils' own answers.

3 Read and answer.

Pupils answer the questions for themselves.

Answers

Pupils' own answers.

Unit 3 Extension Lesson 2

1 Look and write.

Pupils look at the pictures and write a sentence for each, using the wordpools for reference.

Answers

- 1 She needs to use the lift.
- 2 They don't need to buy tickets.
- 3 He needs to type the password.
- 4 He needs to run!
- 5 They need to sit down.
- 6 He doesn't need to use the stairs.

2 Ben is going on holiday. What does he need to take? He needs to buy one thing – what is it? Look and write.

Pupils look at the picture and work out which of the items would be useful on Ben's holiday. They write sentences about these items. They then work out which of the items he needs he doesn't already have.

Answers

- 1 He needs to take a sleeping bag, a tent, a map, a rucksack, a torch.
- 2 He needs to buy a camera.

Unit 3 Extension Lesson 6

1 Yesterday, Peter went to London. Look and complete.

Pupils look at the pictures and complete the gapped sentences, using the wordpool for reference.

Answers

- 1 in front of
- 2 below
- 3 above
- 4 through
- 5 inside
- 6 outside

2 Look at the picture and find six road safety problems. Write.

Pupils look at the picture and find six road safety problems. They then write sentences, using the wordpool for reference.

Answers

- 1 She must stop at the traffic lights.
- 2 They mustn't play football in the street.
- 3 She must wear a helmet.
- 4 He mustn't wear headphones.
- 5 He mustn't use a mobile phone.
- 6 They must use the zebra crossing.

3 Think and write two more road safety rules.

Answers

Pupils' own answers.

Unit 4 Extension Lesson 2

1 Look and write.

Pupils look at the pictures and write sentences about them.

Answers

- 1 They visited the planetarium.
- 2 He collected shells.
- 3 She went bowling.
- 4 They went to the funfair.
- 5 They went to a concert.
- 6 He went ice skating.

2 Complete. Then read again and tick the two correct pictures that show Susan's day.

Pupils complete the gapped text using the prompts in brackets. They then read the text again and tick two of the four pictures which match the text.

Answers

- 1 went
- 2 saw
- 3 didn't eat
- 4 drank
- 5 didn't buy
- 6 found
- 7 made

Pictures a and b

3 Complete the word spiders. Then write about what you did and didn't do last weekend.

Pupils write verb collocations on the word spider legs. They then write sentences that are true for themselves.

Answers

Pupils' own answers.

Unit 4 Extension Lesson 6

1 Look and find the past simple form of these verbs. Then write them in the table.

Pupils look at the verbs in the wordpool, then find and circle them in the wordsearch. They then write them in the correct column of the table depending on whether they are regular or irregular.

Answers

Regular	Irregular	
watched	said	ate
played	wore	drank
climbed	wrote	found
walked	bought	went

2 Look and write the questions. Then look again and put the pictures in the order they happened.

Pupils look at the pictures and write questions. Then pupils look closely at the pictures again and work out the order in which they happened, and number them in order.

Answers

- a Where did she go?
 - b What did she eat?
 - c What did she drink?
 - d What did she wear?
 - e What did she find?
 - f What did she buy?
- 1 a 2 e 3 d 4 b 5 f 6 c

3 Answer the questions.

Pupils read the questions and answer for themselves.

Answers

Pupils' own answers.

Unit 5 Extension Lesson 2

1 Label the pictures. Then look again and find the odd one out.

Pupils label the pictures. Then they look closely and decide why one of the pictures is the odd one out. As an extension whole-class activity, encourage students to explain the reasons for their decisions.

Answers [other answers are possible]

- 1 scooting, go karting, watching a film, roller skating
Watching a film is the odd one out. (It doesn't use wheels.)
- 2 making a snack, eating at a restaurant, doing craft activities
Doing craft activities is the odd one out. (It doesn't include food.)
- 3 reading a magazine, playing a board game, playing cards, playing table football
Reading a magazine is the odd one out. (You usually do this activity alone.)

2 Read and find Lucy, Ed, Lisa and Victoria. Write their names on the picture.

Pupils look at the picture and read the questions and answers about each child. They then find the child and write their name on the text label.

Answers

- 1 She was making a snack.
- 2 They were playing a board game.
- 3 She was reading a magazine.

3 Look at the picture again and write two sentences about the other children.

Pupils find the people in the large artwork in Activity 2 and then answer the questions with a positive and a negative answer.

Answers

- 1 Pupils' own answers.
She was roller skating.
- 2 Pupils' own answers.
He was scooting.
- 3 Pupils' own answers.
He was playing cards.

Unit 5 Extension Lesson 6

1 Write the questions and answers. Which pirate is the captain? Tick the correct pirate.

Pupils look at the word prompts and write questions. They then look at the speech bubble and write the answer for each. They then read the questions and answers again and work out which pirate is the captain, and tick the appropriate pirate.

Answers

- 1 Were you eating fish? No, I wasn't.
 - 2 Were you playing cards? No, I wasn't.
 - 3 Were you painting the ship? No, I wasn't.
 - 4 Were you talking to a man? No, I wasn't.
 - 5 Were you cleaning the treasure? No, I wasn't.
- The captain is pirate 3.

2 Look at the picture in Activity 1 again and complete.

Pupils read the question and find the pirate in the large artwork in Activity 2. They then write or answer the question.

Answers

- 1 Yes, she was.
- 2 Pupils' own answer.
- 3 No, he wasn't.
- 4 Was she talking to a man?

3 What were you doing yesterday ...

Pupils read the times and write what they were doing yesterday.

Answers

Pupils' own answers.

Unit 6 Extension Lesson 2

1 Classify the jobs in the table.

Pupils look at the headings in the table and write as many jobs as they can in each column.

Possible answers

Jobs that use a machine or computer: camera operator, scientist, engineer, writer, journalist, clothes designer

Jobs where you usually work outside: builder, police officer, firefighter, gardener

Jobs where you entertain people: actor, artist, musician, photographer, singer, cook, director, clothes designer

Jobs where you talk to people: actor, camera operator, police officer, hairdresser, waiter, teacher, journalist, director

2 Look and write the questions and answers.

Pupils look at the picture and write either the answer or the question about each child.

Answers

- 1 Yes, he will.
- 2 Pupils' own answers.
- 3 Will he be a clothes designer?
- 4 No, she won't.
- 5 Will she be a hairdresser?
- 6 Yes, she will.

3 Write about the job you will have. Answer the questions.

Pupils give short answers to the questions about their future job.

Answers

Pupils' own answers.

Unit 6 Extension Lesson 6

1 Read and write. Then match.

Pupils read the statements and write the word. They then write the number of the statement in the corresponding number box on the six pictures below.

Answers

- 1 bulls (a) 2 a sword (b) 3 a king (f) 4 a monster(c)
5 string (e) 6 a maze (d)

2 Look and write statements about Elena.

Pupils look at the pictures and write positive or negative statements about Elena's trip, using the wordpool for reference.

Answers

- 1 She will wear a spacesuit.
- 2 She won't see aliens.
- 3 She won't sleep in a bed.
- 4 She will write emails.
- 5 She will travel in a big spaceship.
- 6 She won't fly to the moon.

3 What do you think will happen in the future? Write.

Use *We will / won't ...*

Answers

Pupils' own answers.

- 1 We will live on the moon. / We won't live on the moon.
- 2 We will make friends with aliens. / We won't make friends with aliens.
- 3 We will find a new planet. / We won't find a new planet.
- 4 We will build faster spaceships. / We won't build faster spaceships.

Unit E Extension

3 Look and write sentences using the present perfect.

Pupils look at the pictures and write sentences, using the wordpools for reference.

Answers

- 1 Hannah's seen a comet.
- 2 They've visited the Alhambra.
- 3 Luke's written a diary.
- 4 They've climbed the Eiffel Tower.
- 5 Luke's listened to an Italian opera.
- 6 Hannah's collected (lots of) train tickets.

2 Read and answer.

Pupils read the questions and answer for themselves.

Answers

Pupils' own answers.

3 Write sentences about things you have and haven't done in your life.

Pupils read the questions and answer for themselves.

Answers

Pupils' own answers.