














Aquest any i com cada any, estic convençuda que anirem a gaudir de l'obra de teatre→



Vocabulary



 a) chopsticks	 b) knife and fork	 c) hands	 d) hut
 e) basketball	 f) Tai Chi	 g) hammock	 h) bow
 i) foor	 j) Cool handshake	 k) looking for ships	

1-. Utilitzeu la llibreta. Escriviu **PIRATE ISLAND PLAY**. Escolteu el Track 1. Escriviu com ho pronunciaríeu vosaltres. Recordeu com ho fem a classe, per escriure la paraula com la pronunciem, sempre l'escrivim entre barres. **Exemple: Student /estiuden/.**

A-. Chopsticks→ / xopstics/ B-.knife → C.....
D...



Characters (part 1)

2-.Listen to the characters talking and fill in the gaps with the words from the vocabulary. (Omplé els buits amb la informació de l'audio Track 2.)



1. BB
2. North
3. 20 years
4. k) _____
5. b) _____
6. d) _____
7. "Arr!!"





1. Mini
2. East
3. 1 day
4. f) _____
5. a) _____
6. i) _____
7. h) _____



1. Max
2. West
3. 1 day
4. e) _____
5. c) _____
6. g) _____
7. j) _____

Pirate Island Song

3-. Write the name of each picture. Find them in www.wordreference.com online dictionary.



4-. Listen to the song Track 3 and fill in the gaps.



1 I like _____ _____ 2
 3 I like to _____ in my _____ 4
 I like living by the sea, it's a pirate's life for me!

Chorus

YO HO, YO HO, it's a pirate's life for me (x2)

Pirate, pirate, pirate _____ (x4) 5

I like doing Tai Chi

I like to _____ on the floor 6

I like living by the sea, it's a pirate's life for me!

Chorus

I like to play _____ 7

I like to _____ coconuts 8

I like living by the sea, it's a pirate's life for me!

Chorus