

**DEURES D'ESTIU 2017 2n ESO Anglès**  
**Departament de Llengües Estrangeres**

- Són **obligatoris** per tot aquell alumnat d'ESO i batxillerat que no hagi superat l'assignatura d'anglès a final de curs. Han de lliurar-ho **el mateix dia de l'examen de recuperació al setembre** i es valorarà un **20% de la nota d'avaluació**.

- Totes les activitats (a excepció dels *writings* o expressions escrites) són autocorregibles i, per tant, hauran d'estar clarament **corregides en vermell**. Les expressions escrites les corregirà i avaluarà el professorat de la matèria.

- Per l'alumnat de batxillerat, així com per la resta de l'alumnat de l'ESO, aquests deures es consideren **voluntaris i no és obligatòria la seva presentació al setembre, ni tampoc seran avaluables**.

A continuació us proposem un quadern d'estiu (només cal escollir **un** en cada cas), però en podeu escollir de qualsevol altra editorial:

**2n ESO:**

- *Holiday English* (2n ESO). Oxford. 9780194014557

# Deures d'estiu 2017

## English

### 2n d'ESO C

#### IMPORTANT

Aquests deures **són obligatoris** per a tots els alumnes de 2n C i es tindran en compte per les notes del primer trimestre.

Els **alumnes suspesos han de lliurar-los el dia de l'examen de setembre** i són imprescindibles per recuperar la matèria.


*Planifica bé el temps i realitza activitats tots els dies,  
No ho deixis tot per l'última setmana.  
BON ESTIU!*

Juliol							Agost						
					1	2		1	2	3	4	5	6
3	4	5	6	7	8	9	7	8	9	10	11	12	13
10	11	12	13	14	15	16	14	15	16	17	18	19	20
17	18	19	20	21	22	23	21	22	23	24	25	26	27
24	25	26	27	28	29	30	28	29	30	31			
31													

Nom i cognoms:

I am / I'm	you are / you're	he is / he's she is / she's it is / it's	we are / we're you are / you're they are / they're
------------	------------------	--	--

**A. Completa les frases amb *I, he, she, we* o *they*.**



**B. Escriu cada pronom als requadres adients.**

~~he~~   
 I   
 it   
 you   
 we   
 she   
 they

he

is

am

are

**C. Escriu frases unint paraules de les tres columnes.**

He	— is	a student.
They	— is	my friends.
It	— am	my brother.
I	— are	a dog.

1. He is my brother.
2. \_\_\_\_\_
3. \_\_\_\_\_
4. \_\_\_\_\_

**D. Relaciona les formes de la columna I amb les formes breus de la II.**

I	II
1. he is	___ a. I'm
2. we are	___ b. she's
3. she is	___ c. it's
4. they are	___ d. they're
5. you are	<u>1</u> e. he's
6. it is	___ f. we're
7. I am	___ g. you're

I am / I'm	you are / you're	he is / he's she is / she's it is / it's	we are / we're you are / you're they are / they're
------------	------------------	--	--



A. Passa una ratlla a la paraula de cada fila que no correspongui amb el pronom.

1. they	Dan and Meg	brothers	<del>Mike</del>	Mum and Dad
2. we	Annie and I	my sister	the baby and I	Dan and I
3. he	Dad	Dan	Sarah	Tom
4. she	Margaret	Dad	Mum	my sister
5. it	my dog	the album	a list	my brother
6. we	David and Jane	Dad and I	my family and I	my brothers and I
7. they	Jane	the animals	Dan and the dog	Jane, Meg and Anne

B. Completa les frases amb *am*, *is* o *are*.

- |  |                                |
|--|--------------------------------|
| 1. The boys <u>are</u> at school.        | 4. Lisa _____ 16 years old.    |
| 2. The ball _____ red.                   | 5. I _____ at home.            |
| 3. My friends and I _____ good students. | 6. The dogs _____ in the park. |

C. Escriu frases segons els dibuixos, utilitzant les paraules de la taula.



Fluffy	is are	a dog
Meg and David		a cat
Tommy		in the park
Judy and Mike		at home
Roger		a baby

- |                            |          |
|----------------------------|----------|
| 1. Fluffy <u>is a cat.</u> | 4. _____ |
| 2. _____                   | 5. _____ |
| 3. _____                   |          |




*I am not / I'm not*  
*you are not / you aren't*  
*he is not / he isn't*  
*she is not / she isn't*  
*it is not / it isn't*  
*we are not / we aren't*  
*you are not / you aren't*  
*they are not / they aren't*

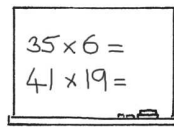
*Am I?*  
*Are you?*  
*Is he?*  
*Is she?*  
*Is it?*  
*Are we?*  
*Are you?*  
*Are they?*

*Yes, I am. / No, I'm not.*  
*Yes, you are. / No, you aren't.*  
*Yes, he is. / No, he isn't.*  
*Yes, she is. / No, she isn't.*  
*Yes, it is. / No, it isn't.*  
*Yes, we are. / No, we aren't.*  
*Yes, you are. / No, you aren't.*  
*Yes, they are. / No, they aren't.*

A. Observa les opcions i després encercla la resposta correcta.



1. It (is) / isn't a book.    2. It is / isn't a pencil.



3. It is / isn't a rubber.    4. It is / isn't a blackboard.

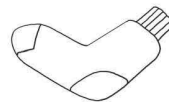


5. It is / isn't a notebook.

B. Encercla la forma correcta del verb per tal de completar les preguntes.

- \_\_\_\_\_ Dan and Mary students?  
 a. Is                      (b.) Are
- \_\_\_\_\_ Jane a teacher?  
 a. Is                      b. Are
- \_\_\_\_\_ this a yellow pencil?  
 a. Is                      b. Are
- \_\_\_\_\_ Jane and David brother and sister?  
 a. Is                      b. Are
- \_\_\_\_\_ I happy?  
 a. Is                      b. Am

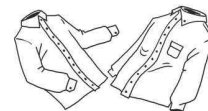
C. Observa els dibuixos i encercla l'opció correcta.



1. Is it a sock?  
(Yes, it is.) / No, it isn't.
2. Are they shoes?  
 Yes, they are. /  
 No, they aren't.



3. Are we in the classroom?  
 Yes, we are. /  
 No, we aren't.
4. Is he the teacher?  
 Yes, he is. /  
 No, he isn't.



5. Are they trousers?  
 Yes they are. / No, they aren't.

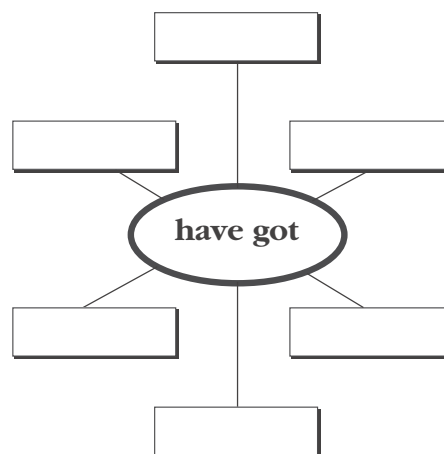
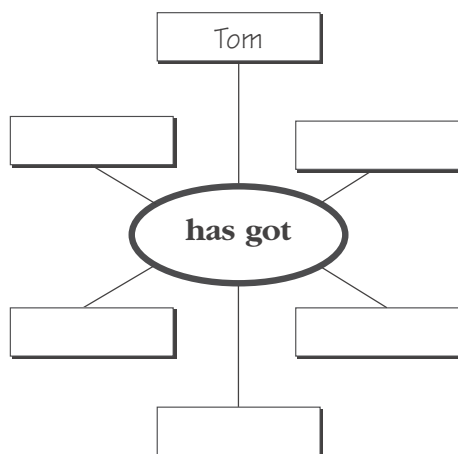
D. Contesta les preguntes amb informació sobre tu utilitzant respostes breus.

- Are you 11 years old?  
 \_\_\_\_\_
- Are you a student?  
 \_\_\_\_\_
- Is your teacher a man?  
 \_\_\_\_\_
- Are your shoes red?  
 \_\_\_\_\_
- Is your shirt blue?  
 \_\_\_\_\_

# Have got: Affirmative

A. Escriu les següents paraules als requadres adjents.

Tom     the girls     Jane and I     the dog     the boy     you and David  
 Sarah and Bob     the pen     the books     Lisa     I     the book



B. Relaciona cada frase amb el dibuix correcte.


- It has got two small ears.  a
- It has got a long nose.  b
- They have got long legs.  c
- It has got big eyes.  d
- They have got short legs.  e



C. Completa les oracions amb *has got* o *have got*. Després mira el dibuix i posa un tick (✓) a la casella T (*True* = verdader) o a F (*False* = fals).

- Bill has got a cat.
- Todd \_\_\_\_\_ a cat.
- Cathy and Sally \_\_\_\_\_ shirts.
- Cathy \_\_\_\_\_ a pencil.
- Bill and Todd \_\_\_\_\_ trousers.

T	F
<input checked="" type="checkbox"/>	<input type="checkbox"/>
<input type="checkbox"/>	<input type="checkbox"/>
<input type="checkbox"/>	<input type="checkbox"/>
<input type="checkbox"/>	<input type="checkbox"/>
<input type="checkbox"/>	<input type="checkbox"/>



D. Encercla la resposta correcta.










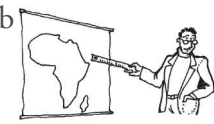
- Sarah  *is* / *has got* my sister.
- Jack *is* / *has got* big ears.
- Lisa and Bob *are* / *have got* a dog.
- I *am* / *have got* at home.
- The dog *is* / *has got* four legs.

I <i>haven't got</i>	<i>Have I got?</i>	Yes, I <i>have</i> . / No, I <i>haven't</i> .
you <i>haven't got</i>	<i>Have you got?</i>	Yes, you <i>have</i> . / No, you <i>haven't</i> .
he <i>hasn't got</i>	<i>Has he got?</i>	Yes, he <i>has</i> . / No, he <i>hasn't</i> .
she <i>hasn't got</i>	<i>Has she got?</i>	Yes, she <i>has</i> . / No, she <i>hasn't</i> .
it <i>hasn't got</i>	<i>Has it got?</i>	Yes, it <i>has</i> . / No, it <i>hasn't</i> .
we <i>haven't got</i>	<i>Have we got?</i>	Yes, we <i>have</i> . / No, we <i>haven't</i> .
you <i>haven't got</i>	<i>Have you got?</i>	Yes, you <i>have</i> . / No, you <i>haven't</i> .
they <i>haven't got</i>	<i>Have they got?</i>	Yes, they <i>have</i> . / No, they <i>haven't</i> .

**A. Encercla la forma correcta del verb.**

1. Jane (hasn't got) / *haven't got* a black jacket.
2. The dog *hasn't got* / *haven't got* my shoe.
3. My friends *hasn't got* / *haven't got* cats or dogs.
4. His teacher *hasn't got* / *haven't got* the book.
5. Sam and Rob *hasn't got* / *haven't got* green eyes.
6. The students *hasn't got* / *haven't got* a new teacher.

**B. Completa les oracions amb *hasn't got* o *haven't got* i encercla el dibuix correcte.**

1. Dan <u>hasn't got</u> big eyes.	a 	b 
2. The boys _____ bicycles.	a 	b 
3. Laura _____ long hair.	a 	b 
4. Polly and Frances _____ short skirts.	a 	b 
5. The teacher _____ a ruler.	a 	b 

**C. Encercla la resposta correcta.**

- |                                    |   |
|------------------------------------|---|
| 1. Have you got a sister?          | <i>Yes, I have.</i> / <i>No, I haven't.</i>       |
| 2. Have you got green eyes?        | <i>Yes, I have.</i> / <i>No, I haven't.</i>       |
| 3. Have your friends got bicycles? | <i>Yes, they have.</i> / <i>No, they haven't.</i> |
| 4. Has your family got a dog?      | <i>Yes, we have.</i> / <i>No, we haven't.</i>     |

A. Relaciona les frases de la columna I amb les de la columna II.

I	II
1. Janet has got a schoolbag.	___ a. My chips are very nice.
2. Bob has got snakes.	___ b. Their rabbits are white.
3. I have got chips.	___ c. Its jacket is black.
4. The dress has got a jacket.	___ d. Our notebooks are yellow.
5. My sister and brother have got rabbits.	___ e. His snakes are brown and green.
6. Peter and I have got notebooks.	___ f. Your brother is Ben.
7. You have got a brother.	<u>1</u> g. Her schoolbag is blue.

B. Encercla l'opció correcta.



1. This is my sister. Her / His name is Anne.
2. This is my brother. My / His name is Ben.
3. This is my dog. Their / Its name is Spot.
4. This is my mother and this is my father. Their / Your names are Mary and Jim.
5. This is my family. Your / Our name is Jones.

C. Completa les oracions amb *my, his, her, its, our* o *their*.

1. I have got a CD.  
\_\_\_ My \_\_\_ CD is in the bag.
2. Mary and John have got motorbikes.  
\_\_\_ motorbikes are red.
3. The dog has got a ball.  
\_\_\_ ball is green.
4. Mike and I have got jeans.  
\_\_\_ jeans are blue.
5. Bob is at home.  
\_\_\_ home is near the school.
6. You and Debbie have got bags.  
\_\_\_ bags are small.

D. Completa les frases utilitzant el genitiu saxó i les paraules que hi ha entre parèntesis.

1. \_\_\_ Mike's \_\_\_ rabbit is white.  
(Mike)
2. \_\_\_ jacket is blue.  
(Lisa)
3. \_\_\_ hamster is big.  
(The students)
4. \_\_\_ bicycle is green.  
(My brother)
5. \_\_\_ house is near the school.  
(My friend)

# Present Simple: Affirmative

I <i>play</i>	you <i>play</i>	he <i>plays</i> she <i>plays</i> it <i>plays</i>	we <i>play</i> you <i>play</i> they <i>play</i>
---------------	-----------------	--	---

## A. Relaciona els verbs amb els dibuixos.


- speak     play     eat     watch  
 study     like

1



like

2



3



4



5



6



## B. Encercla el verb correcte.

- I watch / speak TV every day.
- She *plays* / *eats* computer games.
- We *dance* / *speak* English at school.
- They *like* / *watch* hamburgers.
- The baby *studies* / *eats* bananas every day.

## C. Relaciona les frases amb els dibuixos de sota.

- Jane watches TV every evening.
- Danny and Isabel study French.
- Susan, Elena and Tom play tennis on Tuesdays.
- Jim likes snakes.
- Wendy eats pizza every Friday.

a 1




b



c



d



e



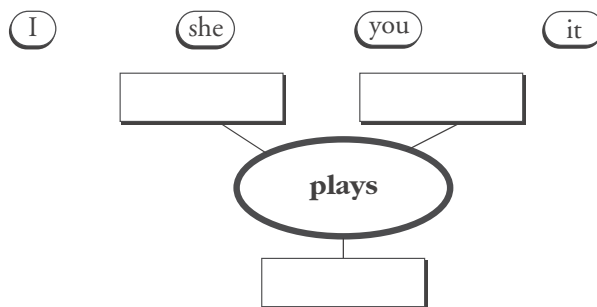
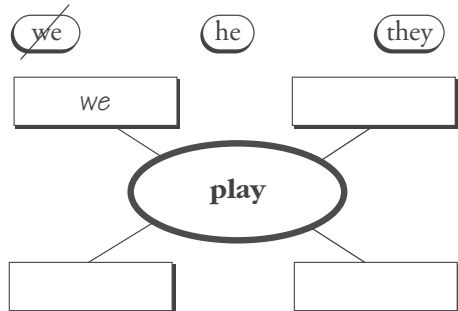
## D. Són certes aquestes frases en el teu cas?

Posa un tick (✓) a T (*True* = verdader) o a F (*False* = fals).

- |   | T                        | F                        |
|---|--------------------------|--------------------------|
| 1. My family eats vegetables at night.              | <input type="checkbox"/> | <input type="checkbox"/> |
| 2. The students at my school speak English.         | <input type="checkbox"/> | <input type="checkbox"/> |
| 3. I like to play computer games.                   | <input type="checkbox"/> | <input type="checkbox"/> |
| 4. My friends and I play football in the afternoon. | <input type="checkbox"/> | <input type="checkbox"/> |
| 5. I watch TV in the mornings.                      | <input type="checkbox"/> | <input type="checkbox"/> |

# Present Simple: Affirmative

A. Escriu cada paraula al requadre correcte.



B. Encercla l'opció correcta i després relaciona les frases amb els dibuixos.

1. I (watch) / watches TV every day.
2. He play / plays football.
3. She like / likes dogs.
4. We speak / speaks Italian.
5. They study / studies history every morning.
6. I eats / eat meat.

C. Encercla la resposta correcta.

1. Jimmy \_\_\_\_\_.  
a. play tennis  
 b. plays tennis
2. Mary and Tom \_\_\_\_\_.  
a. eat an apple every day  
b. eats an apple every day
3. The dogs \_\_\_\_\_.  
a. like the park  
b. likes the park
4. Lisa and I \_\_\_\_\_.  
a. watch a film every weekend  
b. watches a film every weekend
5. The teacher \_\_\_\_\_.  
a. speak English and French  
b. speaks English and French

a




b



c



d



e



f



D. Escriu les paraules en l'ordre correcte per fer frases.

1. speaks / Jill / French  
Jill speaks French.  
\_\_\_\_\_
2. play / football / boys / the  
\_\_\_\_\_
3. likes / my / pizza / sister  
\_\_\_\_\_
4. day / watches / he / every / TV  
\_\_\_\_\_
5. Gerry / biology / Frank / study / and  
\_\_\_\_\_




# Present Simple: Negative


<i>I don't walk</i>	<i>you don't walk</i>	<i>he doesn't walk</i> <i>she doesn't walk</i> <i>it doesn't walk</i>	<i>we don't walk</i> <i>you don't walk</i> <i>they don't walk</i>
---------------------	-----------------------	---	---

## A. Relaciona els verbs amb els dibuixos.


drink   
 sleep   
 ride   
 ~~live~~   
 buy   
 walk

1 


live \_\_\_\_\_

2 


\_\_\_\_\_

3 


\_\_\_\_\_

4 

\_\_\_\_\_

5 

\_\_\_\_\_

6 

\_\_\_\_\_

## B. Escribe les paraules de sota en el requadre correcte.

~~he~~    they    we

don't

it    I    she    you

doesn't

## C. Completa les taules amb la forma correcta del verb *ride* (anar en/a, muntar en/a).

Affirmative	Negative
1. I <u>ride</u> a bicycle.	1. I <u>don't ride</u> a bicycle.
2. You _____ a bicycle.	2. You _____ a bicycle.
3. He _____ a bicycle.	3. He _____ a bicycle.
4. She _____ a bicycle.	4. She _____ a bicycle.
5. It _____ a bicycle.	5. It _____ a bicycle.
6. We _____ a bicycle.	6. We _____ a bicycle.
7. You _____ a bicycle.	7. You _____ a bicycle.
8. They _____ a bicycle.	8. They _____ a bicycle.

## D. Són certes aquestes frases en el teu cas? Posa un tick (✓) a T (*True* = verdader) o a F (*False* = fals).

- |  | T                        | F                        |
|--|--------------------------|--------------------------|
| 1. My family doesn't live near a park.             | <input type="checkbox"/> | <input type="checkbox"/> |
| 2. I don't buy sweets.                             | <input type="checkbox"/> | <input type="checkbox"/> |
| 3. I don't walk to school.                         | <input type="checkbox"/> | <input type="checkbox"/> |
| 4. My friends and I don't sleep in the afternoons. | <input type="checkbox"/> | <input type="checkbox"/> |
| 5. My dad doesn't live in France.                  | <input type="checkbox"/> | <input type="checkbox"/> |

# Present Simple: Negative

## A. Encercla l'opció correcta.

1. He doesn't walk / *don't walk* in the park every day.
2. We *doesn't ride* / *don't ride* our bikes to school.
3. My brother *doesn't eat* / *don't eat* hamburgers every day.
4. My friend *doesn't like* / *don't like* vegetables.
5. John and Jane *doesn't play* / *don't play* tennis on Tuesdays.

## B. Encercla les respostes que siguin certes en el teu cas.

1. I *drink* / *don't drink* orange juice every day.
2. My friends *sleep* / *don't sleep* at my house at the weekend.
3. My mum *buys* / *doesn't buy* my clothes.
4. We *live* / *don't live* in a big house.
5. We *don't study* / *study* Japanese at school.


## C. Escriu cinc frases negatives amb les paraules de la taula.

Julia	don't	live	Japanese
Peg and Tim	doesn't	play	fish
		ride	in France
		buy	football
		study	a bicycle

1. Julia doesn't ride a bicycle.
2. \_\_\_\_\_
3. \_\_\_\_\_
4. \_\_\_\_\_
5. \_\_\_\_\_

## D. Tria la resposta correcta segons els dibuixos.

1. Jane lives / *doesn't live* in Paris.
2. Bob *plays* / *doesn't play* tennis.
3. Steve and Richard *eat* / *don't eat* hamburgers.
4. The students *study* / *don't study* at school.
5. Barbara *likes* / *doesn't like* snakes.
6. The children *sleep* / *don't sleep* at night.





<i>Do I sleep?</i>	Yes, I <i>do</i> . / No, I <i>don't</i> .
<i>Do you sleep?</i>	Yes, you <i>do</i> . / No, you <i>don't</i> .
<i>Does he sleep?</i>	Yes, he <i>does</i> . / No, he <i>doesn't</i> .
<i>Does she sleep?</i>	Yes, she <i>does</i> . / No, she <i>doesn't</i> .
<i>Does it sleep?</i>	Yes, it <i>does</i> . / No, it <i>doesn't</i> .
<i>Do we sleep?</i>	Yes, we <i>do</i> . / No, we <i>don't</i> .
<i>Do you sleep?</i>	Yes, you <i>do</i> . / No, you <i>don't</i> .
<i>Do they sleep?</i>	Yes, they <i>do</i> . / No, they <i>don't</i> .

**A. Relaciona els verbs de sota amb els dibuixos.**

read

go


listen

work

~~wear~~



wear



**B. Relaciona les preguntes de la columna I amb les respostes de la columna II.**

I	II
1. Do you like music?	___ a. Yes, she does.
2. Do you and your friends read books in English?	<u>1</u> b. Yes, I do.
3. Does Gail go swimming?	___ c. No, they don't.
4. Does Henry work at the bank?	___ d. Yes, we do.
5. Do John's friends listen to CDs?	___ e. No, he doesn't.

**C. Tria l'opció correcta.**

1. (Do) / Does your teachers wear hats to school?
2. Do / Does you live near your school?
3. Do / Does your dad speak English?
4. Do / Does you like dogs?
5. Do / Does your mum like basketball?


**D. Contesta les preguntes de l'exercici C utilitzant respostes breus.**

1. \_\_\_\_\_
2. \_\_\_\_\_
3. \_\_\_\_\_
4. \_\_\_\_\_
5. \_\_\_\_\_

I <i>am eating</i> you <i>are eating</i> he <i>is eating</i> she <i>is eating</i> it <i>is eating</i> we <i>are eating</i> you <i>are eating</i> they <i>are eating</i>	I'm <i>not eating</i> you <i>aren't eating</i> he <i>isn't eating</i> she <i>isn't eating</i> it <i>isn't eating</i> we <i>aren't eating</i> you <i>aren't eating</i> they <i>aren't eating</i>	Am I <i>eating</i> ? Are you <i>eating</i> ? Is he <i>eating</i> ? Is she <i>eating</i> ? Is it <i>eating</i> ? Are we <i>eating</i> ? Are you <i>eating</i> ? Are they <i>eating</i> ?	Yes, I <i>am</i> . / No, I'm <i>not</i> . Yes, you <i>are</i> . / No, you <i>aren't</i> . Yes, he <i>is</i> . / No, he <i>isn't</i> . Yes, she <i>is</i> . / No, she <i>isn't</i> . Yes, it <i>is</i> . / No, it <i>isn't</i> . Yes, we <i>are</i> . / No, we <i>aren't</i> . Yes, you <i>are</i> . / No, you <i>aren't</i> . Yes, they <i>are</i> . / No, they <i>aren't</i> .
--	--	--	--

**A. Relaciona les frases amb els dibuixos.**

1. Mary is speaking on the telephone.
2. Bob and James are playing computer games.
3. Mum and Dad are reading the newspaper.
4. The girls and boys are dancing.
5. Raymond is watching TV.



**B. Encercla la resposta correcta.**

1. She (is speaking) / are speaking English.
2. I *am writing* / is writing in my notebook.
3. They *is eating* / are eating hamburgers.
4. Jane and I *am speaking* / are speaking.
5. Bob *is sitting* / are sitting in the kitchen.

**C. Completa les frases amb les paraules de sota.**

- am playing   
  are eating   
  is speaking  
 are writing   
  is listening

1. The gorillas are eating bananas.
2. My friends \_\_\_\_\_ in their notebooks.
3. I \_\_\_\_\_ computer games.
4. My mum \_\_\_\_\_ on the telephone.
5. John \_\_\_\_\_ to the radio.

**D. Completa el quadre.**

Verb	-ing form	Meaning
go	going	
listen		
dance		
sit		
drink		

**E. Completa les oracions amb la forma correcta del Present Continuous dels verbs entre parèntesis.**

1. They are going (go) to school.
2. Bob \_\_\_\_\_ (listen) to music.
3. The girls \_\_\_\_\_ (dance).
4. Some boys \_\_\_\_\_ (sit) near the door.
5. The cat \_\_\_\_\_ (drink) milk.

What is this?	It's a hamster.
Where does her father work?	He works <i>in a bank</i> .
When do they play tennis?	They play <i>on Sundays</i> .
Who is talking now?	Sarah is talking now.
Why are they eating?	They're eating <i>because they are hungry</i> .

**A. Relaciona les partícules interrogatives amb les seves respostes.**

1 e

Where

4

Why

3

When

2

What

5

Who

a.

on Friday

b.

Jean

c.

because he's sad

d.

a hat

e.

at school



**B. Escriu les paraules a la columna corresponent.**

- ~~in England~~
a bicycle
in the summer
Barbara
on Friday
- because it's big
a book
because he's young
the boys
near the bank

Where	What	When	Why	Who
in England				

**C. Llegeix les preguntes i relaciona-les amb el dibuix corresponent.**

1. Where does she live?  e
2. What is on the table?
3. Who is this?
4. Why is he running?
5. When is your birthday?



**D. Encercla la partícula interrogativa correcta.**

1. *What* / Who / *Where* is talking?
2. *What* / *When* / *Why* does she do every day?
3. *What* / *Who* / *Where* are you going?
4. *What* / *Who* / *When* do you watch TV?
5. *Why* / *Who* / *Where* are you wearing a jacket?

I <i>was</i> you <i>were</i> he <i>was</i> she <i>was</i> it <i>was</i> we <i>were</i> you <i>were</i> they <i>were</i>	I <i>wasn't</i> you <i>weren't</i> he <i>wasn't</i> she <i>wasn't</i> it <i>wasn't</i> we <i>weren't</i> you <i>weren't</i> they <i>weren't</i>	Was I? Were you? Was he? Was she? Was it? Were we? Were you? Were they?	Yes, I <i>was</i> . / No, I <i>wasn't</i> . Yes, you <i>were</i> . / No you <i>weren't</i> . Yes, he <i>was</i> . / No, he <i>wasn't</i> . Yes, she <i>was</i> . / No, she <i>wasn't</i> . Yes, it <i>was</i> . / No, it <i>wasn't</i> . Yes, we <i>were</i> . / No, we <i>weren't</i> . Yes, you <i>were</i> . / No, you <i>weren't</i> . Yes, they <i>were</i> . / No, they <i>weren't</i> .
--	--	--	---

A. Llegeix les frases i posa un tick (✓) a T (True = verdader) o a F (False = fals) segons el dibuix.








- |                                   | T                                   | F                        |
|-----------------------------------|-------------------------------------|--------------------------|
| 1. Ron was at the party.          | <input checked="" type="checkbox"/> | <input type="checkbox"/> |
| 2. Ben and Sally were dancing.    | <input type="checkbox"/>            | <input type="checkbox"/> |
| 3. Ruth was at the party.         | <input type="checkbox"/>            | <input type="checkbox"/> |
| 4. Ron and Peter weren't dancing. | <input type="checkbox"/>            | <input type="checkbox"/> |
| 5. Peter was eating pizza.        | <input type="checkbox"/>            | <input type="checkbox"/> |

B. Encercla la resposta correcta..

1. The shop was / were open yesterday.
2. The apples was / were in the cupboard.
3. Lisa wasn't / weren't at home.
4. My mum and dad was / were at the cinema.
5. The policeman weren't / wasn't at the police station.

C. Escriu una frase verdadera sobre cada dibuix. Utilitza was, wasn't, were o weren't.

1. The boys / at school   
 The boys weren't at school. \_\_\_\_\_
2. The girls / at the cinema   
 \_\_\_\_\_
3. The woman / in the bank   
 \_\_\_\_\_
4. The dog / in the park   
 \_\_\_\_\_
5. The man and woman / in the restaurant   
 \_\_\_\_\_

D. Mira el dibuix de l'àvia i de l'avi fa 20 anys i encercla la forma correcta del verb.

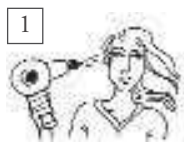
He <sup>1</sup> was / were young and his hair <sup>2</sup> was / were black. He and Grandma <sup>3</sup> was / were in a garden. Grandma <sup>4</sup> was / were short and her eyes <sup>5</sup> was / were green. Grandma and Grandpa <sup>6</sup> was / were happy.




I <i>walked</i>	I <i>didn't walk</i>	<i>Did I walk?</i>	Yes, I <i>did</i> . / No, I <i>didn't</i> .
you <i>walked</i>	you <i>didn't walk</i>	<i>Did you walk?</i>	Yes, you <i>did</i> . / No, you <i>didn't</i> .
he <i>walked</i>	he <i>didn't walk</i>	<i>Did he walk?</i>	Yes, he <i>did</i> . / No, he <i>didn't</i> .
she <i>walked</i>	she <i>didn't walk</i>	<i>Did she walk?</i>	Yes, she <i>did</i> . / No, she <i>didn't</i> .
it <i>walked</i>	it <i>didn't walk</i>	<i>Did it walk?</i>	Yes, it <i>did</i> . / No, it <i>didn't</i> .
we <i>walked</i>	we <i>didn't walk</i>	<i>Did we walk?</i>	Yes, we <i>did</i> . / No, we <i>didn't</i> .
you <i>walked</i>	you <i>didn't walk</i>	<i>Did you walk?</i>	Yes, you <i>did</i> . / No, you <i>didn't</i> .
they <i>walked</i>	they <i>didn't walk</i>	<i>Did they walk?</i>	Yes, they <i>did</i> . / No, they <i>didn't</i> .


**A. Escriu el verb correcte a sota de cada dibuix.**


wash   
 cry   
 stop   
 ~~dry~~   
 talk   
 clap


1 

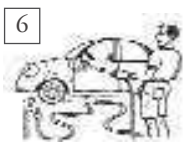
dry

2 

3 

4 

5 

6 

**B. Relaciona cada verb amb la seva forma del Past Simple.**

1 d watch    2 live    3 cry

4 play    5 stop    6 talk    7 clap

8 study    9 wash    10 dry

a. talked    b. washed    c. clapped

d. watched    e. played    f. stopped    g. dried

h. lived    i. studied    j. cried

**C. Tria el verb correcte a cada frase.**


1. John and Peter *dried* / watched TV yesterday.
2. Last year, my sister *cried* / *lived* in Paris.
3. Yesterday, I *played* / *clapped* tennis.
4. Today, he *washed* / *studied* his bicycle.
5. On Tuesday, I *talked* / *stopped* to Tom on the telephone.

**D. Són aquestes frases certes en el teu cas? Posa un tick (✓) a T (True = verdader) o a F (False = fals).**

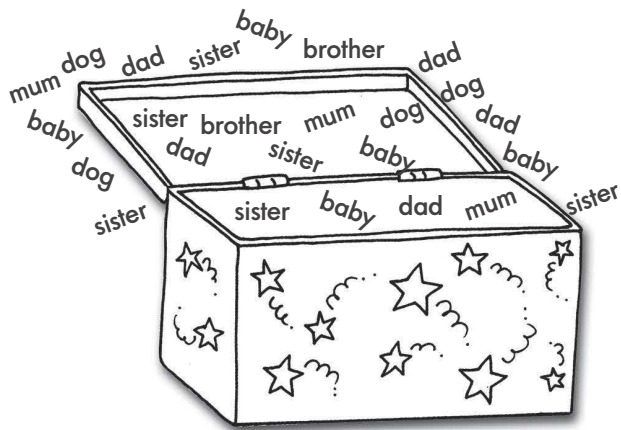
- |   | T                        | F                        |
|---|--------------------------|--------------------------|
| 1. My friends watched TV last night.              | <input type="checkbox"/> | <input type="checkbox"/> |
| 2. I studied French last year.                    | <input type="checkbox"/> | <input type="checkbox"/> |
| 3. My friend and I played a video game last week. | <input type="checkbox"/> | <input type="checkbox"/> |
| 4. My father washed the car yesterday.            | <input type="checkbox"/> | <input type="checkbox"/> |
| 5. I talked on the telephone today.               | <input type="checkbox"/> | <input type="checkbox"/> |



# The Family





A. Quantes vegades es repeteix cada una de les paraules de sota?




dad     5     mum     \_\_\_  
 brother     \_\_\_     sister     \_\_\_  
 baby     \_\_\_     dog     \_\_\_


B. Mira els dibuixos i encercla la paraula correcta.

1.  sister \* baby \* mum

2.  baby \* brother \* dad

3.  brother \* sister \* mum

4.  dad \* brother \* sister

5.  dad \* mum \* brother

C. Encercla la resposta correcta segons els dibuixos.

1. David and Meg are brother and sister / dad and mum.



2. Spot is a baby / dog.



3. Judy is a mum / dad.



4. Tommy is a baby / dad.



5. Chris and Jessie are sisters / brothers.



D. Troba a la sopa de lletres les paraules que corresponen als dibuixos.

b	<u>b</u>	a	b	y	s
m	r	r	e	l	i
d	o	g	u	r	s
a	t	a	i	t	t
d	h	s	m	p	e
c	e	d	u	g	r
x	r	f	m	s	a



# The Family



A. Escriu la paraula correcta sota de cada dibuix.


(dad) (sister) (~~baby~~) (mum) (brother)



1.   baby      2.               3.               4.               5.           

B. Mira les fotos de la família de la Jane i després completa les frases amb les paraules de sota.

(mum) (~~brothers~~) (baby) (dad) (sister)



1. Jane has got two   brothers   .
2. She hasn't got a            .
3. Mike is Jane's            .
4. Robert is a            .
5. Cathy is Jane's            .

C. Completa les paraules amb les vocals (a, e, i, o, u) que hi falten.


1. s   i   st   e   r      2. br    th    r      3. m    m

4. b    by      5. d    d

D. Encercla les frases que siguin certes en el teu cas.

1. a. I have got a sister.      3. a. I have got a dog.
- b. I haven't got a sister.    b. I haven't got a dog.
2. a. I have got a brother.      4. a. There is a baby in my family.
- b. I haven't got a brother.    b. There isn't a baby in my family.

# Adjectives of Description




A. Encercla les paraules que són adjectius.

- long    happy    sad    pen    purple    short    red    old    cat    book  
 sister    tall    small    rubber    school    baby    orange    schoolbag    young  
 student    brother    big    teacher    fat    blackboard    thin    ruler    blue

B. Encercla l'adjectiu correcte.

- Henry is  short /  long.
- Colin is  young /  old.
- Betty is  fat /  thin.
- Ben is  tall /  short.
- Isabel is  old /  young.
- Jimmy is  big /  small.
- Mary is  sad /  happy.



C. Busca i escriu l'adjectiu oposat.


- 
- 
- 

d	b	a	e	r	t
s	m	a	l	l	h
h	a	p	p	y	i
o	l	o	n	g	n
r	l	f	g	t	p
t	y	o	u	n	g

- 
- 
- 

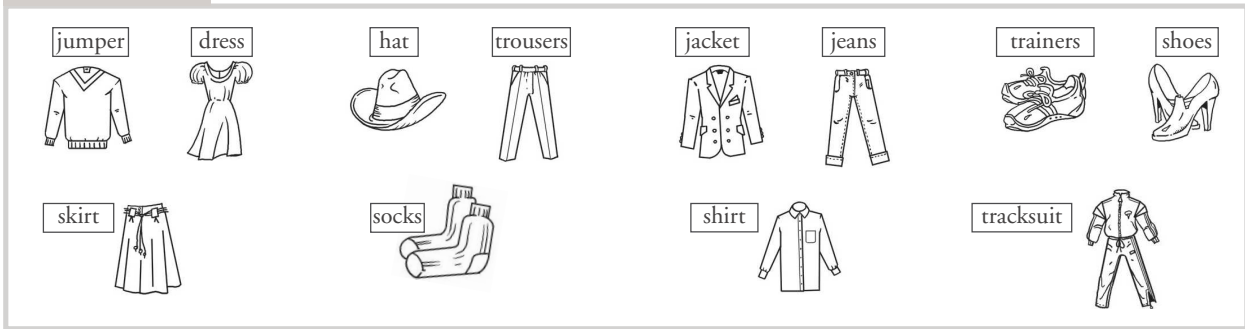
D. Qui sóc? Relaciona les persones del dibuix amb la descripció corresponent.

- d 1. Dan is tall and fat.  
 2. Fred has got long hair. He is young.  
 3. Robin is old.  
 4. Tom is tall and thin.  
 5. Raymond is short and fat.






# Clothes



A. Observa el dibuix de sota. Posa un tick (✓) al costat de les peces de vestir que hi vegis.



- |  |                                    |                                       |                                       |
|--|------------------------------------|---------------------------------------|---------------------------------------|
| <input checked="" type="checkbox"/> 1. skirt | <input type="checkbox"/> 4. shoes  | <input type="checkbox"/> 7. shirt     | <input type="checkbox"/> 10. jacket   |
| <input type="checkbox"/> 2. trainers         | <input type="checkbox"/> 5. jumper | <input type="checkbox"/> 8. hat       | <input type="checkbox"/> 11. trousers |
| <input type="checkbox"/> 3. dress            | <input type="checkbox"/> 6. jeans  | <input type="checkbox"/> 9. tracksuit | <input type="checkbox"/> 12. socks    |

B. Desxifra les paraules de l'esquerra. Després encercla les peces de roba que apareixen escrites a la maleta. Quantes vegades es repeteix cadascuna?

- |              |              |          |
|--------------|--------------|----------|
| 1. srdes     | <u>dress</u> | <u>2</u> |
| 2. uorstesr  | _____        | _____    |
| 3. ksosc     | _____        | _____    |
| 4. atcsrutik | _____        | _____    |
| 5. mepruj    | _____        | _____    |
| 6. rtsik     | _____        | _____    |




C. Encercla les paraules relacionades amb roba.

- hat  
  blackboard  
  shirt  
  trousers  
  snake  
  cheese  
  socks  
  student  
  rabbit  
  shoes  
 baby  
 jacket  
 skirt  
 teacher  
 jeans  
 ear  
 toe  
 trainers  
 ruler  
 bread

D. Completa les oracions seguint el dibuix.

- \_\_\_\_\_ Fred \_\_\_\_\_ is wearing a tracksuit.
- \_\_\_\_\_ has got a tall hat.
- \_\_\_\_\_ is wearing a short skirt.
- \_\_\_\_\_ is wearing a dress.
- \_\_\_\_\_ has got a jacket.



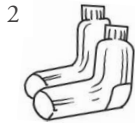
# Clothes




A. Busca les paraules a la sopa de lletres i escriu cadascuna sota del seu dibuix corresponent.



jumper



j	e	t	t	j	e	a	n	s	h
u	u	r	r	w	x	e	y	z	a
m	t	r	a	c	k	s	u	i	t
p	y	l	i	y	p	o	j	n	r
e	e	k	n	s	x	c	a	x	o
r	n	e	e	w	n	k	c	n	u
s	h	i	r	t	l	s	k	m	s
x	u	w	s	k	x	e	e	p	e
r	t	p	s	k	i	r	t	m	r
q	d	r	e	s	s	h	o	e	s



B. Relaciona els dibuixos amb les frases.

- The girl is wearing a long skirt.
- The boy has got trainers.
- The fat woman is wearing a dress.
- The man is wearing a black hat.
- The young man has got a jacket.
- The children are wearing jeans.


a



b



c



d



e 1



f



C. Descriu què porten les persones del dibuix.



Brian



Gail

- Brian is wearing jeans.
- Brian is wearing \_\_\_\_\_
- \_\_\_\_\_
- \_\_\_\_\_
- \_\_\_\_\_
- \_\_\_\_\_

D. Descriu com va vestit el teu company/a. Escriu-ne quatre frases.

- \_\_\_\_\_ is wearing \_\_\_\_\_
- \_\_\_\_\_
- \_\_\_\_\_
- \_\_\_\_\_

## Who I Am

Your new Secondary teacher wants to know about you.

### Write a description of yourself.

Vigila que el text estigui ben escrit, utilitza connectors entre les frases, atenció a les comes, punts i punts a part, llegeix-lo en veu alta després d'escriure'l, consulta el diccionari. Pregunta a algun familiar, passa el corrector ortogràfic si treballes amb ordinador...

Aquesta presentació la pots fer en paper i també amb l'ordinador. Escriu tot el que sàpigues escriure encara que no estigui en aquest esquema, d'aquesta manera el teu nou professor d'anglès podrà saber com ets, que t'agrada i moltes coses més.

Who are you?
How old are you?
Where are you from?
Where do you live?
Who is in your family? Parents, brothers, sisters....
Have you got straight, long, brown hair? Have you got blue, big eyes (Physical description)
Have you got any pet? What's it's name? ....
What are your hobbies? Are you good at.....?
What do you do in your free time?
What do you like?
What do you don't like?
What's your favourite school subject? Are you good at ...?
How many languages do you speak?
Are you good at English?
Other information:



# What did you do last weekend?

Reading

### 4 Read and circle Y (yes) or N (no).

• Saturday 5th May

I didn't have a good time! My sister ate my chocolate and we argued. My computer broke, too. I went to the cinema with my friend, but I didn't like the film.

• Sunday 6th May

I had a great day! I went bowling with my friends. We went to a café and we had a snack. I had a sandwich and some chocolate. We didn't argue. Everyone had a good time!

by Sophie

- 1 Did Sophie go to the cinema on Saturday? Y / N
- 2 Did she go swimming on Sunday? Y / N
- 3 Did Sophie have a good time on Saturday? Y / N
- 4 Did Sophie argue with her friend on Saturday? Y / N
- 5 Did she have a good time on Sunday? Y / N
- 6 Did she eat in a café on Sunday? Y / N
- 7 Did her computer break on Saturday? Y / N
- 8 Did she like the film? Y / N

### 5 Read. Write Jane or Maria.



I'm from Scotland. My family moved to England when I was nine years old. My best friend lives in Scotland. We communicate by computer. We chat on the Internet at the weekend. We've got webcams, so we can see each other.

by Jane



Last summer a girl from Spain visited our school. She was really nice. Now we write letters and send postcards because we haven't got computers. Last week she sent me a photo of her family.

by Maria

- |                                    |                                     |
|------------------------------------|-------------------------------------|
| 1 She writes letters. _____        | 5 She's got a webcam. _____         |
| 2 She's got a computer. _____      | 6 She doesn't send postcards. _____ |
| 3 She hasn't got a computer. _____ | 7 Her friend lives in Spain. _____  |
| 4 She chats on the Internet. _____ | 8 She doesn't write letters. _____  |

### 6 Read and complete. There are two extra words.

because wear buy bought friends but wore sent

- I 1 \_\_\_\_\_ have a good time. I argued with my brother 2 \_\_\_\_\_ he ate my sweets. I argued with my sister because she 3 \_\_\_\_\_ my hat. I went to the town centre. I didn't 4 \_\_\_\_\_ any clothes because I didn't like anything. I 5 \_\_\_\_\_ some magazines and I 6 \_\_\_\_\_ some text messages to my 7 \_\_\_\_\_.

**Write about yourself. What did you do last weekend?  
(Write more than 20 lines)**





# How do you communicate with friends who live far away?

Read. Write T (true) F (false)


## Find out!

### Magazine

## How do you communicate with friends who live far away?

**1 Internet**


Albert



I'm from Ecuador. My family moved to England when I was eight years old. I've got good friends here, but I had good friends in Ecuador, too. We always chat on the Internet at the weekend, and we sometimes use a webcam so we can see each other. It's great fun!


**2 Mobile phone**

Meera



My best friend lives in a different town. So, after school we usually send text messages and photos to each other. Yesterday, she took this photo and she sent it to me in the evening, before I went to bed.

**4 Letters and postcards**




Peter

Last summer, a boy from Spain visited our school. He was really nice. Now we are pen-friends. We haven't got computers, so we send letters and postcards to each other. Last week he sent me this postcard from Valencia. It's a picture of a science museum.

by Clare and Kate

**3 E-mail**

Gilly



I'm from Scotland, but my family moved to Wales when I was ten years old. I love my friends here, but I can't see my friends in Scotland a lot. I haven't got a mobile phone, so we use a computer to communicate. We send e-mails to each other.

- |   |   |   |
|---|---|---|
| 1. Albert is from Ecuador.                                      | T | F |
| 2. Albert moved to England when he was seven years old.         | T | F |
| 3. Albert chats to his friends on the telephone at the weekend. | T | F |
| 4. Meera's best friend lives in a different town.               | T | F |
| 5. Meera and her friend communicate by mobile phone.            | T | F |
| 6. Gilly moved to Scotland when she was ten years old.          | T | F |
| 7. Gilly and her friends send e-mails to each other.            | T | F |
| 8. Last summer, Peter went to Spain.                            | T | F |
| 9. Peter hasn't got a computer.                                 | T | F |
| 10. Peter sends text messages to his friends in Spain.          | T | F |




**Complete with the verbs in blankets (Past Simple- Regular and Irregular verbs)**

Dear Bugs

I'm having a great time here in the USA. Last week I (1) was (be) in New York. On Saturday I (2) \_\_\_\_\_ (walk) around the city and I (3) \_\_\_\_\_ (see) the Empire State Building. It's amazing! In the evening I (4) \_\_\_\_\_ (go) to a restaurant and I (5) \_\_\_\_\_ (eat) hamburgers and (6) \_\_\_\_\_ (drink) milkshakes. I (7) \_\_\_\_\_ (stay) in a big hotel with a gym. I (8) \_\_\_\_\_ (have) a great time in New York. Now I'm in Los Angeles.

See you soon,  
From Sporty

  
The Bugs Band  
PO Box 119  
Manchester  
The UK

**Write a postcard about your last holiday. (use Past Simple regular and irregular verbs)**

Dear \_\_\_\_\_


\_\_\_\_\_

\_\_\_\_\_

\_\_\_\_\_

\_\_\_\_\_

\_\_\_\_\_

  
\_\_\_\_\_  
\_\_\_\_\_  
\_\_\_\_\_  
\_\_\_\_\_